

American  
Salary  
Benchmarking

2024

talentUp.io



# Table of contents

04

04 About us: talentUp.io

08

08 Our Methodology

10

10 Analyzing Salary Differences:  
USA vs LATAM

12

12 Introduction to Salary Benchmarking

14 Argentina

34 Bolivia

46 Brazil

68 Canada

92 Chile

110 Colombia

132 Dominican Republic

142 Mexico

162 Peru

182 United States

202 Annex

202

# About us

In recent years, the American talent market has seen considerable changes. This new paradigm has presented a number of obstacles and opportunities.

With the globalization of the talent market, businesses can now compete for the same profiles with organizations from all over the world, which was previously inconceivable. Simultaneously, this move has allowed firms to broaden their search for talent and investigate opportunities in other countries, providing various benefits.

To successfully recruit and retain the talent that organizations require in this changing landscape, it is critical to have access to current wage statistics for diverse areas and positions.

According to TalentUp data, IT professionals spend an average of 19 months with a company. Given the expenditures of hiring and educating an IT professional just to have them leave after a year and a half, TalentUp solves this issue. It collects, interprets, and validates data from a variety of sources, including job offers and profes-

sional profiles, to provide real-time information on talent demand and wages.

This essential information is then published on TalentUp's Salary Platform, where clients from Canada, the United States, and Latin America can review it. The platform offers over 440 positions in more than 150 places, with salaries updated every two weeks to match current market conditions. Users can not only analyze this information but also compare their salaries to market standards to ensure competitiveness. The tool allows users to compare salaries across cities and do full competitive research.

Using our Salary Platform and the quality data we supply, organizations can receive compensation information for every position and region. This enables them to sort by company and level of experience, attract and retain top staff with competitive salaries, and improve retention by providing market-responsive promotion packages. TalentUp's objective is to help firms in North and Latin America navigate the dynamic talent market successfully.




## Jordi Arcas


CEO of TalentUp

"The confluence of talent markets in Canada, the United States, and Latin America illustrates a complex interplay of skills and possibilities. The globalization of talent has transformed recruitment dynamics, forming a strategic nexus.

The nuanced blend of varied skill sets and cultural subtleties creates an environment conducive to innovation and progress. Organizations navigating this interconnected terrain can strategically harness the combination of North and Latin American talent, creating a dynamic synergy for long-term success."

 **250M working professionals**

Our database and Salary Platform are supported by data from over 250 million professionals and counting.

 **Updates every month**


With our Salary Platform, you can have the most up-to-date data on the market, as it is updated every two weeks to show salary and strategic data in real-time.

 **8M companies**

In addition, we gathered and processed public information and data from over 8 million businesses, making it easily accessible to our customers.

 **+ 500 positions**

More than 500 positions are covered by our Salary Platform, which includes salary and strategic data.

 **+ 170 cities around the world**

With salary data for over 170 cities worldwide, you can hire anywhere.

 **40M salaries**

We have analyzed, cleaned, and compared over 40 million salaries.

# TalentUp.io Salary Platform

Our main data sources:

indeed

MONSTER

LinkedIn

NO  
FLUFF  
JOBS

adzuna

stackoverflow

AngelList

Dice

salaries Manage employees Compare salaries Analyze competitors

Access to more detailed information in our Salary Platform

- Search any salary for any role in any location in real time.
- Compare salaries across roles and locations easily.
- Sign Up for free and start with 5 free searches.

Sign up free

Hello User! Welcome again :)

Gain precise salary data by specifying a position and a location in our browser.



Search salaries

Gain insights into how your compensation stacks up in the job market.



Manage employees

Develop better pay systems meeting diverse workforce needs.



Compare salaries

Refine compensation, budgeting, and talent management across roles.



Analyze competitors

Explore our useful tools! Complete this introduction to make the most out of the TalentUp.io platform.

Progress 7/7

100%

Top picks

Carton House – A Fairmont Managed Hotel

Sales

Sales Support Manager

Dublin

€ 65.000

Overview

TalentUp

Updated 1 month ago

7 Employees

2 Departments

Madrid Location

€ 40.000 Avg salary

Enhance diagnosis  
Improve Data Accuracy

Add an employee

Analyze competitors

Don't miss!



Invite your friends for a

Free gift

Blog posts



Search Salaries



Manage Employees



Compare Salaries



Analyze Competitors

# Methodology

TalentUp provides access to a vast amount of data, including information on more than 250 million professionals, 40 million salaries, and 8 million businesses. This data is regularly updated every month, providing an up-to-date view of the market.

The platform enables users to compare worker salaries to market rates, conduct competitor research, and compare salaries across various cities. With a wide range of over 500 positions available in more than 150 cities, TalentUp equips you with the necessary insights to remain competitive in the current job market.

1



## Collect data

We gather data from over 100 trusted sources, including job boards and social networks, ensuring it is comprehensive and up-to-date.

This collected data is consolidated into a user-friendly database, serving as a fundamental resource for our platform.

Clients can have confidence in the accuracy, reliability, and relevance of the data they receive when using TalentUp.


2

## Normalize data

Our aim is to make data comparable, accurate, and user-friendly.

Our team of experts diligently transforms data from various languages, fields, and formats into standardized formats for in-depth analysis.

TalentUp simplifies data understanding, providing clients with clear and actionable insights that drive business progress.



## Remove duplicate data

To ensure precision and currency, we eliminate duplicate data by cross-referencing information sources.

Using a sophisticated algorithm, we identify synonyms and variations in job titles, mapping them to a standardized title.

This meticulous approach guarantees the most precise and current information for clients.

4

## Data validation

We validate data accuracy by examining patterns from various sources.

For instance, when assessing salaries, we consider factors such as seniority, experience, and required skills, comparing job profiles with similar ones in comparable companies.

Our experts use this methodology to assess new salary data, ensuring that the data clients receive is precise, dependable, and pertinent.



3

# Analyzing Salary Differences: USA vs LATAM

In today's interconnected world, one of the most discussed topics in the area of employment is the discrepancy in salaries between regions. Particularly, there's a noticeable difference between the United States and Latin America (LATAM) in terms of compensation and benefits. This article delves into the intricacies of salary variations between these two regions, shedding light on factors contributing to these differences and their implications for both employers and employees.

## Understanding Economic Disparities

Before delving into the specifics of salary discrepancies, it's crucial to comprehend the economic variations between the United States and LATAM countries. The United States boasts a robust economy characterized by a high GDP per capita, advanced infrastructure, and a diverse range of industries. On the contrary, many LATAM countries struggle with economic instability, income inequality, and fluctuating currencies. These economic factors lay the foundation for differing salary structures between the two regions.

## Salary Disparities in Key Industries

The variance in salaries becomes more pronounced when examining specific industries. In the United States, industries such as technology, finance, and healthcare offer lucrative compensation packages due to high demand for skilled professionals and competitive markets. Conversely, in LATAM countries, industries like agriculture, manufacturing, and tourism often provide lower salaries, reflecting the economic conditions and market dynamics unique to each region.

## Factors Influencing Salary Disparities

Several factors contribute to the salary disparities observed between the United States and LATAM. One significant factor is the cost of living. The United States, particularly in major cities like New York and San Francisco, has a substantially higher cost of living compared to most LATAM countries. As a result, employers in the US tend to offer higher salaries to offset living expenses. Additionally, differences in labor laws, taxation systems, and government regulations also play a role in shaping salary structures in each region.

## Benefits and Perks Discrepancies

Beyond base salaries, there are notable differences in the benefits and perks offered to employees in the United States and LATAM. In the US, employees often receive comprehensive benefits packages, including health insurance, retirement plans, paid time off, and bonuses. In some circumstances, the law requires these benefits, and in other cases, employers offer them to recruit and keep talent in a tight labor market. In LATAM countries, while some employers offer similar benefits, they may not be as widespread or as generous due to varying legal requirements and economic constraints.

## Implications for Employers and Employees

The salary disparities between the United States and LATAM have significant implications for both employers and employees. For multinational corporations operating in both regions, navigating the differences in salary expectations and benefit packages can be challenging. Employers must tailor their compensation

strategies to align with local market norms while ensuring competitiveness and compliance with regulations. On the other hand, employees may face decisions regarding relocation or remote work opportunities based on salary differentials and quality of life considerations.

In conclusion, the disparities in salaries, compensation, and benefits between the United States and LATAM stem from a complex interplay of economic, regulatory, and cultural factors. While the United States offers higher salaries and comprehensive benefits, LATAM countries provide their own set of advantages, such as lower living costs and unique cultural experiences. Understanding these differences is essential for employers and employees alike to make informed decisions and navigate the globalized labor market effectively.



### Daniel Dávalos

Co-Founder Kudert & Selecta

"Since the pandemic, the eyes of Latin American technology and marketing professionals turned to remote work options in the USA, Europe with better opportunities, raising the local need and motivating internal schools and retention strategies in local companies."

"The labor market in Latin America is driven by the preferences of millennials and centennials, companies are being questioned if they do not include diversity, flexibility and collaborative leadership, the role of Human Talent has become a mediator in these aspects."



### Gianluca Rosania

Head of Talent Acquisition - Bitpanda

"The widespread adoption of IA, particularly NLP and RPA, in LATAM and Americas is expected, while leveraging emerging technologies like tokenisation and Blockchain. Anticipating a bullish trend for these technologies from 2024 to 2025, organizations must strategically integrate them into their workflows to gain a competitive edge. Moreover, the convergence of Knowledge Graphical Aware (KGA) models with Large Language Models (LLMs) holds promise, particularly in the financial sector, where it will enable precise risk analysis and foster innovation."

# Salary benchmarking

The following report contains gross salary data for senior professionals in America. To provide insight into compensation benchmarks, the tables show the distribution of salaries for selected job positions by percentile (25th, 50th, and 90th).

The tables in percentiles show which positions pay more than others. Salaries are shown by the department, hierarchy level, and city.

Furthermore, the sections that follows provides a general overview of each location. The following are the insights contained in the locations overview:

- **Argentina**
- **Bolivia**
- **Brazil**
- **Canada**
- **Chile**
- **Colombia**
- **Dominican Republic**
- **Mexico**
- **Peru**
- **United States**

In the page 202 can be found an annex with all the information necessary to understand the charts showed in each city.

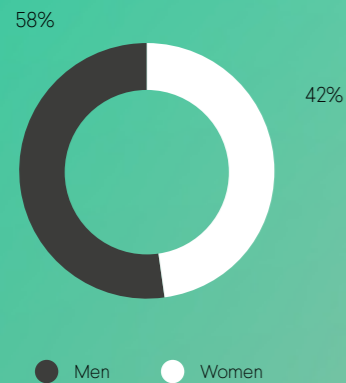
# Argentina

Argentina, at the southern tip of South America, effortlessly blends its storied past with a robust and diversified economic present. The nation's labor market, a dynamic hub of innovation, unites local expertise with global acumen, making Argentina a key player in South American tech advancement and financial acuity.

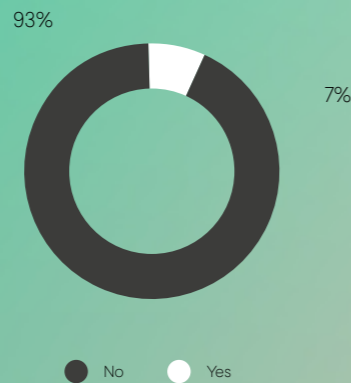
With strategic global connectivity and a business-friendly atmosphere, Argentina attracts multinational corporations, solidifying its status as a premier launchpad into the South American markets. In this harmonious coexistence of tradition and relentless progress, Argentina boldly asserts itself as a multifaceted hub for trade, commerce, and unparalleled innovation.



## Gender occupation



## Remote work



Population: 46M people

GDP: \$621K

Cost of living: 27.9

Cost of living + rent: 17.7

\*For more city charts details, see annex on page 202.

## Relevant Sectors

- Agriculture and Agribusiness
- Financial Services
- Technology and Software Development

★ Public Holidays: 15 days / year    ★ Working hours: 48 h / week    ★

## Argentina Companies



Cargill



Banco Macro



mercado libre

MercadoLibre

The national minimum wage per month is AR\$156,000 (188.78 USD)

Ratio professionals/ job opening: 3.49

Benefits:

- Health Insurance
- Professional Development
- Work-Life Balance

Average country salary/month: \$425



## Administrative Support

Title	Salary band	Demand	Confidence ratio	More info
Administrative Coordinator	12k-17kUSD	High	92.50%	<a href="#">🔗</a>
Administrative Manager	12k-16kUSD	High	92.50%	<a href="#">🔗</a>
Document Controller	42k-51kUSD	High	87.50%	<a href="#">🔗</a>
Front Desk Receptionist	6k-8kUSD	High	87.50%	<a href="#">🔗</a>
Mail Processing Clerk	11k-15kUSD	Low	97.00%	<a href="#">🔗</a>
Member Service Representative	11k-13kUSD	High	86.00%	<a href="#">🔗</a>
Office Coordinator	11k-16kUSD	High	90.40%	<a href="#">🔗</a>
Office Manager	8k-10kUSD	High	87.50%	<a href="#">🔗</a>
Trouble Dispatcher	11k-12kUSD	Low	88.30%	<a href="#">🔗</a>

## Community and Social Services

Title	Salary band	Demand	Confidence ratio	More info
Personal Support Worker	9k-9kUSD	High	88.50%	<a href="#">🔗</a>
Social Worker	18k-19kUSD	High	92.50%	<a href="#">🔗</a>

## Customer Support

Title	Salary band	Demand	Confidence ratio	More info
Customer Service Manager	12k-16kUSD	High	72.50%	<a href="#">🔗</a>
Customer Success Manager	13k-18kUSD	High	92.50%	<a href="#">🔗</a>
Customer Support Team Leader	16k-21kUSD	High	70.00%	<a href="#">🔗</a>
Director of Customer Experience	24k-27kUSD	Low	92.50%	<a href="#">🔗</a>

## Design, Media, and Writing

Title	Salary band	Demand	Confidence ratio	More info
3D Artist	14k-15kUSD	High	84.50%	<a href="#">🔗</a>
Copy Writer	14k-14kUSD	Medium	73.50%	<a href="#">🔗</a>
Creative Director	23k-27kUSD	High	92.50%	<a href="#">🔗</a>
Design Engineer	16k-19kUSD	High	92.50%	<a href="#">🔗</a>
Design Manager	15k-22kUSD	High	92.50%	<a href="#">🔗</a>
Game Designer	13k-15kUSD	High	91.50%	<a href="#">🔗</a>
Head of Design	23k-30kUSD	High	92.50%	<a href="#">🔗</a>
Interior Designer	11k-12kUSD	High	92.50%	<a href="#">🔗</a>
Product Designer	21k-26kUSD	High	92.50%	<a href="#">🔗</a>
User Experience Designer	21k-23kUSD	High	92.50%	<a href="#">🔗</a>
User Experience Manager	31k-32kUSD	Low	72.50%	<a href="#">🔗</a>
Visual Designer	15k-17kUSD	High	74.50%	<a href="#">🔗</a>

## Education

Title	Salary band	Demand	Confidence ratio	More info
Admitting Clerk	7k-9kUSD	Low	92.50%	<a href="#">🔗</a>
Assistant Professor	12k-15kUSD	Medium	92.50%	<a href="#">🔗</a>
Associate Professor	14k-20kUSD	Low	92.50%	<a href="#">🔗</a>
Education Consultant	11k-14kUSD	High	92.50%	<a href="#">🔗</a>
Education Coordinator	8k-11kUSD	High	92.50%	<a href="#">🔗</a>
Education Specialist	11k-15kUSD	High	91.50%	<a href="#">🔗</a>
Headmaster	19k-24kUSD	Low	87.50%	<a href="#">🔗</a>
Instructional Designer	15k-17kUSD	High	77.50%	<a href="#">🔗</a>
Lecturer	14k-15kUSD	Low	92.50%	<a href="#">🔗</a>

## Engineering and Technical

Title	Salary band	Demand	Confidence ratio	More info
Architect	16k-20kUSD	Medium	89.50%	<a href="#">🔗</a>
Controls Engineer	18k-25kUSD	High	92.50%	<a href="#">🔗</a>
Electrical Engineer	15k-19kUSD	High	71.50%	<a href="#">🔗</a>
Engineer	18k-22kUSD	Low	92.50%	<a href="#">🔗</a>
Engineering Director	29k-40kUSD	Medium	92.50%	<a href="#">🔗</a>
Engineering Vice President	55k-57kUSD	Medium	89.50%	<a href="#">🔗</a>
Hardware Engineer	20k-26kUSD	High	83.50%	<a href="#">🔗</a>
Head of Engineering	34k-43kUSD	High	76.00%	<a href="#">🔗</a>
Process Engineer	18k-23kUSD	High	90.50%	<a href="#">🔗</a>

Project Engineer	10k-11kUSD	High	92.50%	<a href="#">🔗</a>
Staff Engineer	26k-31kUSD	High	92.50%	<a href="#">🔗</a>
Structural Engineer	17k-18kUSD	High	92.50%	<a href="#">🔗</a>
Test Engineer	12k-15kUSD	High	83.50%	<a href="#">🔗</a>
Validation Engineer	17k-18kUSD	High	92.50%	<a href="#">🔗</a>

## Finance

Title	Salary band	Demand	Confidence ratio	More info
Accounting Bookkeeper	14k-18kUSD	High	81.50%	<a href="#">🔗</a>
Accounting Manager	21k-23kUSD	High	83.50%	<a href="#">🔗</a>
Accounting Officer	12k-14kUSD	High	92.50%	<a href="#">🔗</a>
Accounts Payable Manager	15k-17kUSD	High	75.50%	<a href="#">🔗</a>
Accounts Receivable Manager	14k-16kUSD	High	92.50%	<a href="#">🔗</a>
Auditor	13k-19kUSD	Low	79.50%	<a href="#">🔗</a>
Bookkeeper	12k-15kUSD	High	81.50%	<a href="#">🔗</a>
Branch Manager	20k-24kUSD	High	92.50%	<a href="#">🔗</a>
Chief Financial Officer	33k-39kUSD	High	92.50%	<a href="#">🔗</a>
Claims Manager	11k-16kUSD	High	92.50%	<a href="#">🔗</a>
Compliance Officer	11k-13kUSD	Medium	89.50%	<a href="#">🔗</a>
Comptroller	18k-20kUSD	Low	83.50%	<a href="#">🔗</a>
Credit Manager	14k-21kUSD	High	92.50%	<a href="#">🔗</a>
Finance Analyst	13k-14kUSD	High	80.50%	<a href="#">🔗</a>
Finance Director	26k-30kUSD	High	81.50%	<a href="#">🔗</a>
Finance Manager	23k-24kUSD	High	72.50%	<a href="#">🔗</a>

Financial Planning Analyst	14k-15kUSD	High	92.50%	<a href="#">🔗</a>
Financial Planning Manager	16k-21kUSD	High	92.50%	<a href="#">🔗</a>
Head of Finance	32k-34kUSD	High	70.50%	<a href="#">🔗</a>
Head of Tax	18k-22kUSD	High	80.00%	<a href="#">🔗</a>
IT Analyst	14k-15kUSD	High	91.50%	<a href="#">🔗</a>
Investor Relations Manager	18k-23kUSD	High	92.50%	<a href="#">🔗</a>
Management Accountant	12k-16kUSD	Low	92.50%	<a href="#">🔗</a>
Middle Office Specialist	14k-19kUSD	High	92.50%	<a href="#">🔗</a>
Pricing Analyst	12k-15kUSD	High	92.50%	<a href="#">🔗</a>
Pricing Manager	18k-20kUSD	High	92.50%	<a href="#">🔗</a>
Procurement Manager	14k-17kUSD	High	87.50%	<a href="#">🔗</a>
Quantitative Analyst	19k-24kUSD	Low	92.50%	<a href="#">🔗</a>
Quantity Surveyor	11k-13kUSD	Medium	92.50%	<a href="#">🔗</a>
Revenue Accountant	14k-14kUSD	High	92.50%	<a href="#">🔗</a>
Revenue Manager	15k-20kUSD	High	92.50%	<a href="#">🔗</a>
Tax Accountant	11k-12kUSD	High	92.50%	<a href="#">🔗</a>
Tax Director	27k-28kUSD	High	77.50%	<a href="#">🔗</a>
Tax Manager	19k-21kUSD	High	92.50%	<a href="#">🔗</a>
Treasury Analyst	11k-15kUSD	High	92.50%	<a href="#">🔗</a>

## Health

Title	Salary band	Demand	Confidence ratio	More info
Laboratory Manager	18k-20kUSD	Medium	81.50%	<a href="#">🔗</a>
Nurse	17k-20kUSD	High	89.50%	<a href="#">🔗</a>
Patient Transporter	8k-9kUSD	High	88.50%	<a href="#">🔗</a>

## Hospitality, Food, and Tourism

Title	Salary band	Demand	Confidence ratio	More info
Chef de Cuisine	8k-12kUSD	High	85.50%	<a href="#">🔗</a>

## Human Resources

Title	Salary band	Demand	Confidence ratio	More info
Chief People Officer	35k-38kUSD	High	76.50%	<a href="#">🔗</a>
Head of People	22k-28kUSD	High	71.50%	<a href="#">🔗</a>
Head of Talent	24k-27kUSD	Low	92.50%	<a href="#">🔗</a>
Human Resources Administrator	16k-20kUSD	High	82.50%	<a href="#">🔗</a>
Human Resources Advisor	13k-19kUSD	High	92.50%	<a href="#">🔗</a>
Human Resources Business Partner	18k-21kUSD	High	92.50%	<a href="#">🔗</a>
Human Resources Coordinator	13k-18kUSD	High	92.50%	<a href="#">🔗</a>
Human Resources Director	30k-32kUSD	High	70.50%	<a href="#">🔗</a>

Human Resources Generalist	18k-19kUSD	High	81.50%	<a href="#">🔗</a>
Human Resources Specialist	12k-18kUSD	High	90.50%	<a href="#">🔗</a>
Human Resources Systems Specialist	12k-15kUSD	Low	92.50%	<a href="#">🔗</a>
People Operations	13k-18kUSD	High	92.50%	<a href="#">🔗</a>
Recruiter	13k-15kUSD	High	92.50%	<a href="#">🔗</a>
Recruitment Consultant	10k-11kUSD	High	92.50%	<a href="#">🔗</a>
Recruitment Director	18k-25kUSD	High	92.50%	<a href="#">🔗</a>
Sourcer	12k-16kUSD	High	88.50%	<a href="#">🔗</a>
Talent Acquisition Manager	19k-23kUSD	High	92.50%	<a href="#">🔗</a>
Technical Trainer	12k-15kUSD	Low	81.50%	<a href="#">🔗</a>
Training Manager	15k-20kUSD	Low	75.50%	<a href="#">🔗</a>

## Information Technology

Title	Salary band	Demand	Confidence ratio	More info
.NET Developer	17k-19kUSD	High	85.50%	<a href="#">🔗</a>
ABAP Developer	13k-20kUSD	Low	91.50%	<a href="#">🔗</a>
Actuary	21k-28kUSD	Medium	92.50%	<a href="#">🔗</a>
Agile Coach	29k-34kUSD	High	92.50%	<a href="#">🔗</a>
Analyst	14k-15kUSD	High	90.50%	<a href="#">🔗</a>
Analyst Programmer	13k-14kUSD	High	78.50%	<a href="#">🔗</a>
Android Developer	18k-19kUSD	Medium	84.00%	<a href="#">🔗</a>
Applications Developer	18k-23kUSD	High	92.50%	<a href="#">🔗</a>
Applications Support Engineer	17k-19kUSD	High	75.50%	<a href="#">🔗</a>
Automation Engineer	21k-22kUSD	High	90.50%	<a href="#">🔗</a>

Backend Developer	25k-27kUSD	High	86.50%	<a href="#">🔗</a>
Blockchain Developer	15k-16kUSD	High	92.50%	<a href="#">🔗</a>
Business Analyst	14k-19kUSD	High	90.50%	<a href="#">🔗</a>
Business Intelligence Analyst	13k-18kUSD	High	78.50%	<a href="#">🔗</a>
Business Intelligence Manager	20k-25kUSD	Low	81.50%	<a href="#">🔗</a>
Business Process Analyst	18k-20kUSD	High	87.50%	<a href="#">🔗</a>
C++ Developer	14k-17kUSD	High	92.50%	<a href="#">🔗</a>
CRM Developer	19k-22kUSD	High	92.50%	<a href="#">🔗</a>
Chief Technology Officer	37k-47kUSD	High	87.50%	<a href="#">🔗</a>
Cloud Engineer	16k-17kUSD	High	92.50%	<a href="#">🔗</a>
Consultant	17k-20kUSD	High	92.50%	<a href="#">🔗</a>
Cyber Security Analyst	19k-20kUSD	Low	71.50%	<a href="#">🔗</a>
Data Analyst	15k-21kUSD	High	84.50%	<a href="#">🔗</a>
Data Architect	22k-24kUSD	High	92.50%	<a href="#">🔗</a>
Data Consultant	7k-9kUSD	High	91.50%	<a href="#">🔗</a>
Data Engineer	22k-27kUSD	High	82.50%	<a href="#">🔗</a>
Data Manager	12k-16kUSD	High	90.50%	<a href="#">🔗</a>
Data Scientist	19k-22kUSD	High	83.50%	<a href="#">🔗</a>
Database Administrator	15k-17kUSD	High	77.50%	<a href="#">🔗</a>
Database Developer	14k-18kUSD	High	88.50%	<a href="#">🔗</a>
DevOps Engineer	22k-25kUSD	High	75.50%	<a href="#">🔗</a>
Director of Data	29k-33kUSD	Low	92.50%	<a href="#">🔗</a>
Elixir Developer	17k-20kUSD	High	99.30%	<a href="#">🔗</a>
Embedded Engineer	15k-18kUSD	High	92.50%	<a href="#">🔗</a>
Firmware Engineer	20k-20kUSD	High	92.50%	<a href="#">🔗</a>
Full Stack Developer	22k-27kUSD	High	92.50%	<a href="#">🔗</a>
Functional Consultant	13k-17kUSD	High	92.50%	<a href="#">🔗</a>

Game Developer	18k-19kUSD	High	71.50%	<a href="#">🔗</a>
Head of Data	29k-38kUSD	Low	87.50%	<a href="#">🔗</a>
IOT Engineer	13k-16kUSD	High	92.50%	<a href="#">🔗</a>
IT Consultant	14k-16kUSD	High	77.50%	<a href="#">🔗</a>
IT Developer	21k-22kUSD	High	92.50%	<a href="#">🔗</a>
IT Manager	16k-19kUSD	High	89.50%	<a href="#">🔗</a>
Integration Engineer	18k-19kUSD	High	92.50%	<a href="#">🔗</a>
Machine Learning Engineer	25k-28kUSD	High	80.50%	<a href="#">🔗</a>
Mobile Developer	22k-26kUSD	High	92.50%	<a href="#">🔗</a>
NetOps Engineer	14k-21kUSD	Low	97.50%	<a href="#">🔗</a>
Network Engineer	14k-15kUSD	Medium	88.50%	<a href="#">🔗</a>
Network Manager	20k-26kUSD	Low	92.50%	<a href="#">🔗</a>
Nodejs Developer	14k-15kUSD	High	83.50%	<a href="#">🔗</a>
Oracle Database Administrator	17k-20kUSD	High	92.50%	<a href="#">🔗</a>
PHP Developer	16k-17kUSD	High	86.50%	<a href="#">🔗</a>
Platform Engineer	21k-26kUSD	High	75.50%	<a href="#">🔗</a>
Python Developer	13k-17kUSD	High	92.50%	<a href="#">🔗</a>
Quality Assurance Analyst	11k-16kUSD	High	86.50%	<a href="#">🔗</a>
Quality Assurance Engineer	14k-17kUSD	Low	85.50%	<a href="#">🔗</a>
Quality Assurance Manager	19k-22kUSD	High	76.50%	<a href="#">🔗</a>
Quality Assurance Tester	13k-15kUSD	Low	92.50%	<a href="#">🔗</a>
Reporting Analyst	14k-19kUSD	High	88.50%	<a href="#">🔗</a>
Ruby Developer	23k-28kUSD	High	73.50%	<a href="#">🔗</a>
SAP FI	14k-16kUSD	High	89.50%	<a href="#">🔗</a>
SAP HCM	13k-16kUSD	High	92.50%	<a href="#">🔗</a>
SAP MM	13k-17kUSD	High	92.50%	<a href="#">🔗</a>
SAP SD	20k-26kUSD	High	80.50%	<a href="#">🔗</a>

SAP SuccessFactors	15k-16kUSD	High	89.00%	<a href="#">🔗</a>
SQL Developer	16k-16kUSD	High	92.50%	<a href="#">🔗</a>
Salesforce Administrator	14k-17kUSD	High	92.50%	<a href="#">🔗</a>
Salesforce Developer	20k-24kUSD	High	92.50%	<a href="#">🔗</a>
Scrum Master	18k-20kUSD	High	88.50%	<a href="#">🔗</a>
Security Consultant	17k-21kUSD	High	83.50%	<a href="#">🔗</a>
Security Engineer	20k-21kUSD	High	92.50%	<a href="#">🔗</a>
Site Reliability Engineer	22k-25kUSD	High	92.50%	<a href="#">🔗</a>
Software Engineer	16k-18kUSD	Medium	81.50%	<a href="#">🔗</a>
Software Engineering Manager	24k-26kUSD	High	89.40%	<a href="#">🔗</a>
Software Test Engineer	16k-19kUSD	High	92.50%	<a href="#">🔗</a>
Software Tester	18k-21kUSD	High	88.50%	<a href="#">🔗</a>
Solution Architect	23k-29kUSD	Medium	92.50%	<a href="#">🔗</a>
Systems Administrator	14k-17kUSD	High	86.50%	<a href="#">🔗</a>
Systems Engineer	22k-25kUSD	Low	89.50%	<a href="#">🔗</a>
Technical Analyst	16k-16kUSD	High	92.50%	<a href="#">🔗</a>
Technical Architect	17k-22kUSD	High	92.50%	<a href="#">🔗</a>
Technical Manager	23k-27kUSD	Medium	92.50%	<a href="#">🔗</a>
Technical Project Manager	19k-20kUSD	High	92.50%	<a href="#">🔗</a>
Technical Specialist	11k-15kUSD	High	71.50%	<a href="#">🔗</a>
Technical Support Engineer	12k-18kUSD	High	76.50%	<a href="#">🔗</a>
Technical Support Manager	17k-20kUSD	High	84.50%	<a href="#">🔗</a>
Technical Support Specialist	10k-13kUSD	High	83.50%	<a href="#">🔗</a>
Test Automation Engineer	16k-18kUSD	High	83.50%	<a href="#">🔗</a>
Web Developer	13k-14kUSD	High	85.50%	<a href="#">🔗</a>
iOS Developer	18k-21kUSD	High	85.50%	<a href="#">🔗</a>

## Installation, Maintenance, and Repair

Title	Salary band	Demand	Confidence ratio	More info
Electrician	10k-11kUSD	High	92.50%	<a href="#">🔗</a>
Manufacturing Technician	11k-14kUSD	Low	92.50%	<a href="#">🔗</a>
Mechanical Maintenance	12k-13kUSD	High	92.50%	<a href="#">🔗</a>

## Law, Compliance, and Public Safety

Title	Salary band	Demand	Confidence ratio	More info
Chief Legal Officer	39k-43kUSD	High	87.50%	<a href="#">🔗</a>
Compliance Specialist	15k-15kUSD	High	83.50%	<a href="#">🔗</a>
General Counsel	31k-37kUSD	High	92.50%	<a href="#">🔗</a>
Head of Legal	35k-42kUSD	Low	87.50%	<a href="#">🔗</a>
Lawyer	25k-26kUSD	High	87.50%	<a href="#">🔗</a>
Legal Assistant	14k-17kUSD	Medium	83.90%	<a href="#">🔗</a>
Legal Counsel	22k-25kUSD	High	92.50%	<a href="#">🔗</a>
Safety Manager	13k-17kUSD	Medium	92.50%	<a href="#">🔗</a>
Security Manager	29k-31kUSD	High	82.50%	<a href="#">🔗</a>
Security Specialist	14k-19kUSD	High	92.50%	<a href="#">🔗</a>
Staff Counsel	13k-14kUSD	Low	92.50%	<a href="#">🔗</a>

## Marketing

Title	Salary band	Demand	Confidence ratio	More info
Affiliate Manager	41k-44kUSD	High	92.50%	<a href="#">🔗</a>
CRM Manager	18k-19kUSD	High	89.50%	<a href="#">🔗</a>
Communications Director	17k-27kUSD	Medium	92.50%	<a href="#">🔗</a>
Demand Generation Manager	20k-24kUSD	High	91.50%	<a href="#">🔗</a>
Event Manager	18k-20kUSD	High	88.50%	<a href="#">🔗</a>
Head of Marketing	37k-45kUSD	High	92.50%	<a href="#">🔗</a>
Marketer	14k-16kUSD	Medium	92.50%	<a href="#">🔗</a>
Marketing Communications Manager	14k-16kUSD	High	92.50%	<a href="#">🔗</a>
Marketing Director	23k-25kUSD	High	76.50%	<a href="#">🔗</a>
Marketing Executive	16k-17kUSD	High	90.50%	<a href="#">🔗</a>
Marketing Manager	29k-34kUSD	High	83.50%	<a href="#">🔗</a>
Marketing Specialist	16k-17kUSD	High	92.50%	<a href="#">🔗</a>
Partnerships Manager	11k-15kUSD	Medium	90.50%	<a href="#">🔗</a>
Product Marketing Manager	20k-22kUSD	High	79.50%	<a href="#">🔗</a>
Public Relations Specialist	17k-25kUSD	High	81.50%	<a href="#">🔗</a>
Search Engine Optimizer	13k-17kUSD	High	74.50%	<a href="#">🔗</a>
Social Media Manager	12k-14kUSD	High	92.50%	<a href="#">🔗</a>
Social Media Specialist	10k-13kUSD	High	91.50%	<a href="#">🔗</a>

## Operations

Title	Salary band	Demand	Confidence ratio	More info
Adjutant General	21k-27kUSD	High	87.50%	<a href="#">🔗</a>
Area Manager	20k-21kUSD	Low	92.50%	<a href="#">🔗</a>
Cargo Handler	13k-16kUSD	Low	86.50%	<a href="#">🔗</a>
Chief Operating Officer	61k-75kUSD	Low	76.50%	<a href="#">🔗</a>
Customer Operations Manager	18k-23kUSD	High	92.50%	<a href="#">🔗</a>
Demand Planner	15k-17kUSD	High	76.50%	<a href="#">🔗</a>
Fleet Manager	12k-17kUSD	Medium	92.50%	<a href="#">🔗</a>
General Manager	33k-37kUSD	Medium	92.50%	<a href="#">🔗</a>
Head of Transport Logistics	23k-28kUSD	High	87.50%	<a href="#">🔗</a>
Logging Worker	8k-13kUSD	Low	97.80%	<a href="#">🔗</a>
Logistician	18k-20kUSD	High	92.50%	<a href="#">🔗</a>
Logistics Coordinator	9k-11kUSD	High	90.50%	<a href="#">🔗</a>
Logistics Manager	23k-28kUSD	High	78.50%	<a href="#">🔗</a>
Machine Operator	8k-8kUSD	High	89.60%	<a href="#">🔗</a>
Manager	33k-39kUSD	Low	82.00%	<a href="#">🔗</a>
Operations Director	28k-34kUSD	Medium	90.50%	<a href="#">🔗</a>
Operations Engineer	17k-21kUSD	High	92.50%	<a href="#">🔗</a>
Operations Manager	22k-27kUSD	High	82.50%	<a href="#">🔗</a>
Operations Specialist	13k-15kUSD	High	92.50%	<a href="#">🔗</a>
Operations Support Manager	17k-22kUSD	High	88.50%	<a href="#">🔗</a>
Operations Vice President	36k-43kUSD	High	89.50%	<a href="#">🔗</a>
Program Manager	33k-38kUSD	High	90.50%	<a href="#">🔗</a>
Project Director	24k-26kUSD	High	82.50%	<a href="#">🔗</a>

Project Leader	20k-22kUSD	Low	92.50%	<a href="#">🔗</a>
Purchasing Manager	16k-20kUSD	Low	84.50%	<a href="#">🔗</a>
Quality Lead	18k-23kUSD	High	92.50%	<a href="#">🔗</a>
Site Supervisor	11k-16kUSD	High	81.50%	<a href="#">🔗</a>
Strategy Manager	22k-24kUSD	High	74.50%	<a href="#">🔗</a>
Supply Chain Manager	23k-24kUSD	High	70.50%	<a href="#">🔗</a>
Warehouse Lead	10k-15kUSD	High	79.50%	<a href="#">🔗</a>
Warehouse Manager	14k-17kUSD	High	92.50%	<a href="#">🔗</a>
Warehouse Supervisor	11k-14kUSD	High	91.50%	<a href="#">🔗</a>
Woods Boss	11k-14kUSD	Low	92.50%	<a href="#">🔗</a>

## Product

Title	Salary band	Demand	Confidence ratio	More info
Director of Product	27k-30kUSD	High	92.50%	<a href="#">🔗</a>
Head of Product	37k-38kUSD	High	74.50%	<a href="#">🔗</a>
Product Analyst	11k-18kUSD	High	91.50%	<a href="#">🔗</a>
Product Manager	25k-28kUSD	High	75.00%	<a href="#">🔗</a>
Product Owner	20k-23kUSD	High	80.50%	<a href="#">🔗</a>

## Production

Title	Salary band	Demand	Confidence ratio	More info
Material Handler	5k-8kUSD	High	92.50%	<a href="#">🔗</a>
Quality Engineer	16k-20kUSD	High	92.50%	<a href="#">🔗</a>

## Sales

Title	Salary band	Demand	Confidence ratio	More info
Area Sales Manager	16k-17kUSD	High	92.50%	<a href="#">🔗</a>
Business Development Executive	17k-17kUSD	High	92.50%	<a href="#">🔗</a>
Business Development Manager	20k-23kUSD	High	92.50%	<a href="#">🔗</a>
Business Development Representative	11k-13kUSD	High	82.90%	<a href="#">🔗</a>
Channel Sales	16k-19kUSD	Low	92.50%	<a href="#">🔗</a>
Chief Revenue Officer	45k-47kUSD	High	76.50%	<a href="#">🔗</a>
Commercial Director	25k-32kUSD	High	100.00%	<a href="#">🔗</a>
Commercial Manager	15k-21kUSD	High	81.50%	<a href="#">🔗</a>
Development Manager	21k-27kUSD	Medium	92.50%	<a href="#">🔗</a>
Engagement Director	20k-25kUSD	Medium	82.50%	<a href="#">🔗</a>
Head of Business Development	25k-27kUSD	High	92.50%	<a href="#">🔗</a>
Head of Sales	28k-35kUSD	High	92.50%	<a href="#">🔗</a>
Inside Sales Representative	9k-12kUSD	High	92.50%	<a href="#">🔗</a>
Key Account Manager	22k-24kUSD	High	73.50%	<a href="#">🔗</a>
Presales Consultant	22k-23kUSD	Low	92.50%	<a href="#">🔗</a>
Route Sales Representative	11k-13kUSD	High	90.50%	<a href="#">🔗</a>

Sales Account Executive	12k-15kUSD	High	88.50%	<a href="#">🔗</a>
Sales Development Manager	15k-17kUSD	High	92.50%	<a href="#">🔗</a>
Sales Director	20k-25kUSD	Medium	81.50%	<a href="#">🔗</a>
Sales Manager	23k-28kUSD	Medium	90.50%	<a href="#">🔗</a>
Sales Officer	12k-13kUSD	Medium	92.50%	<a href="#">🔗</a>
Stockkeeper	8k-11kUSD	High	87.50%	<a href="#">🔗</a>

## Science and Research

Title	Salary band	Demand	Confidence ratio	More info
Biologist	12k-16kUSD	Low	92.50%	<a href="#">🔗</a>
Medical Science Liaison	24k-29kUSD	High	73.50%	<a href="#">🔗</a>
Principal Scientist	23k-26kUSD	High	92.50%	<a href="#">🔗</a>
Quality Control Chemist	9k-13kUSD	High	92.50%	<a href="#">🔗</a>
Research Director	26k-32kUSD	High	92.50%	<a href="#">🔗</a>
Research Manager	15k-20kUSD	High	92.50%	<a href="#">🔗</a>
Research Scientist	15k-19kUSD	Low	92.50%	<a href="#">🔗</a>
Research Specialist	11k-13kUSD	High	92.50%	<a href="#">🔗</a>
Research Technician	5k-7kUSD	Low	85.20%	<a href="#">🔗</a>
Research and Development Engineer	17k-19kUSD	High	76.50%	<a href="#">🔗</a>
Research and Development Manager	19k-23kUSD	High	92.50%	<a href="#">🔗</a>
Researcher	11k-15kUSD	Low	92.50%	<a href="#">🔗</a>
Scientist	16k-18kUSD	Low	92.50%	<a href="#">🔗</a>
User Researcher	14k-18kUSD	High	77.50%	<a href="#">🔗</a>



## Transportation

Title	Salary band	Demand	Confidence ratio	More info
Company Driver	16k-20kUSD	High	92.50%	<a href="#">🔗</a>
Delivery Driver	18k-19kUSD	High	72.50%	<a href="#">🔗</a>
Order Picker	7k-8kUSD	Low	87.50%	<a href="#">🔗</a>
Package Delivery Driver	12k-15kUSD	High	87.50%	<a href="#">🔗</a>
Package Handler	6k-8kUSD	High	83.40%	<a href="#">🔗</a>
Traffic Agent	16k-21kUSD	Medium	87.80%	<a href="#">🔗</a>
Traffic Manager	12k-16kUSD	Medium	92.50%	<a href="#">🔗</a>
Transport Controller	10k-11kUSD	High	92.50%	<a href="#">🔗</a>
Transportation Manager	16k-22kUSD	High	90.50%	<a href="#">🔗</a>
Transportation Security Inspector	14k-19kUSD	Low	92.50%	<a href="#">🔗</a>
Transportation Security Officer	9k-13kUSD	Low	88.40%	<a href="#">🔗</a>

# Bolivia

Bolivia, a nation steeped in cultural heritage, harmoniously intersects with its evolving economic landscape. Its labor market, pulsating at the heart of South America, reflects a diverse amalgamation of local talents and global expertise.

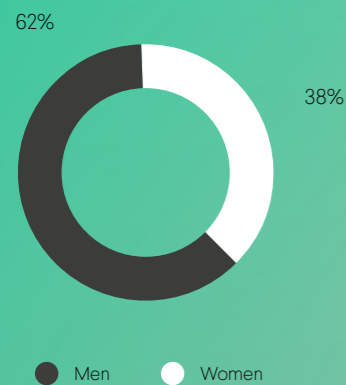
Bolivia serves as a hub for various industries, from technological ventures to the enduring appeal of tourism. The

country's adaptability and competitive strengths make it an enticing destination for businesses eyeing strategic entry into the South American markets.

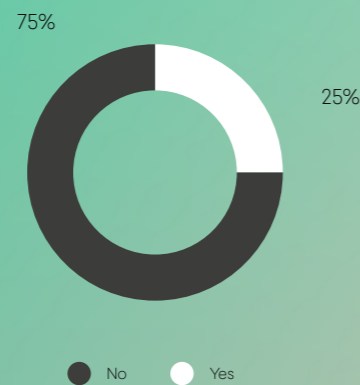
In this synthesis of cultural vibrancy and economic resilience, Bolivia emerges as a compelling epicenter of trade and commerce.



## Gender occupation



## Remote work



Population: 13M people

GDP: \$48K

Cost of living: 28.4

Cost of living + rent: 18.2

\*For more city charts details, see annex on page 202.

## Relevant Sectors

- Natural Gas and Petroleum
- Agriculture and Agribusiness
- Telecommunications

\* Public Holidays: 10 days / year \* Working hours: 48 h / week \*

The monthly minimum wage in Bolivia is 2,250 BOB (324.93 USD)

Ratio professionals/ job opening: 2.1

- Benefits:
- Work-Life Balance
  - Health Insurance
  - Cutting Edge Technology

Average country salary/month: \$397

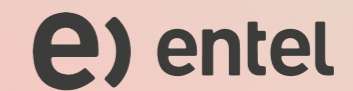
## Bolivia Companies



YPFB  
(Yacimientos Petrolíferos Fiscales Bolivianos)



Pil Andina



Entel

## Administrative Support

Title	Salary band	Demand	Confidence ratio	More info
Administrative Coordinator	41k-69k BOB (6k-10kUSD)	High	92.50%	<a href="#">🔗</a>
Data Entry Clerk	41k-69k BOB (6k-10kUSD)	High	76.20%	<a href="#">🔗</a>
Front Desk Receptionist	34k-55k BOB (5k-8kUSD)	Low	88.50%	<a href="#">🔗</a>
Intermodal Customer Service	55k-82k BOB (8k-12kUSD)	High	98.70%	<a href="#">🔗</a>
Library Aide	69k-110k BOB (10k-16kUSD)	Low	90.10%	<a href="#">🔗</a>
Library Clerk	41k-62k BOB (6k-9kUSD)	Low	84.50%	<a href="#">🔗</a>
Mail Processing Clerk	34k-48k BOB (5k-7kUSD)	Low	100.00%	<a href="#">🔗</a>
Member Service Representative	34k-48k BOB (5k-7kUSD)	Low	89.00%	<a href="#">🔗</a>
Office Administrator	41k-62k BOB (6k-9kUSD)	Low	92.50%	<a href="#">🔗</a>
Patient Services Representative	48k-55k BOB (7k-8kUSD)	Low	87.50%	<a href="#">🔗</a>
Receptionist	34k-41k BOB (5k-6kUSD)	High	92.50%	<a href="#">🔗</a>
Secretary	34k-41k BOB (5k-6kUSD)	Medium	90.50%	<a href="#">🔗</a>
Trouble Dispatcher	48k-62k BOB (7k-9kUSD)	High	82.40%	<a href="#">🔗</a>

## Community and Social Services

Title	Salary band	Demand	Confidence ratio	More info
Babysitter	41k-62k BOB (6k-9kUSD)	Medium	89.60%	<a href="#">🔗</a>
Hair Stylist	41k-62k BOB (6k-9kUSD)	High	86.20%	<a href="#">🔗</a>
Nanny	41k-55k BOB (6k-8kUSD)	High	87.30%	<a href="#">🔗</a>
Social Worker	48k-55k BOB (7k-8kUSD)	High	92.50%	<a href="#">🔗</a>

## Customer Support

Title	Salary band	Demand	Confidence ratio	More info
Call Center Representative	34k-48k BOB (5k-7kUSD)	High	92.50%	<a href="#">🔗</a>
Customer Service Specialist	48k-76k BOB (7k-11kUSD)	Medium	90.00%	<a href="#">🔗</a>

## Design, Media, and Writing

Title	Salary band	Demand	Confidence ratio	More info
Copy Writer	82k-89k BOB (12k-13kUSD)	High	77.50%	<a href="#">🔗</a>
Creative Director	124k-172k BOB (18k-25kUSD)	Low	92.50%	<a href="#">🔗</a>
Design Engineer	110k-117k BOB (16k-17kUSD)	High	92.50%	<a href="#">🔗</a>
Designer	62k-76k BOB (9k-11kUSD)	Low	92.50%	<a href="#">🔗</a>
Interior Designer	96k-103k BOB (14k-15kUSD)	High	88.60%	<a href="#">🔗</a>

## Education

Title	Salary band	Demand	Confidence ratio	More info
Academic Advisor	62k-89k BOB (9k-13kUSD)	Low	84.50%	<a href="#">🔗</a>
Adjunct Professor	69k-82k BOB (10k-12kUSD)	Low	92.50%	<a href="#">🔗</a>
Admissions Counselor	48k-55k BOB (7k-8kUSD)	Low	92.50%	<a href="#">🔗</a>
Assistant Professor	55k-69k BOB (8k-10kUSD)	Low	78.50%	<a href="#">🔗</a>
Associate Professor	41k-55k BOB (6k-8kUSD)	Low	92.50%	<a href="#">🔗</a>
Education Consultant	48k-55k BOB (7k-8kUSD)	Low	87.50%	<a href="#">🔗</a>
Education Coordinator	103k-110k BOB (15k-16kUSD)	Low	80.50%	<a href="#">🔗</a>
Headmaster	165k-221k BOB (24k-32kUSD)	Low	86.80%	<a href="#">🔗</a>

## Engineering and Technical

Title	Salary band	Demand	Confidence ratio	More info
Architect	82k-117k BOB (12k-17kUSD)	High	92.50%	<a href="#">🔗</a>
Civil Engineer	96k-103k BOB (14k-15kUSD)	High	92.50%	<a href="#">🔗</a>
Controls Engineer	110k-145k BOB (16k-21kUSD)	Low	92.50%	<a href="#">🔗</a>
Maintenance Engineer	76k-89k BOB (11k-13kUSD)	High	85.50%	<a href="#">🔗</a>
Mechanical Design Engineer	82k-103k BOB (12k-15kUSD)	Low	92.50%	<a href="#">🔗</a>
Mechanical Engineer	110k-124k BOB (16k-18kUSD)	High	92.50%	<a href="#">🔗</a>
Process Engineer	110k-145k BOB (16k-21kUSD)	High	92.50%	<a href="#">🔗</a>
Project Engineer	62k-76k BOB (9k-11kUSD)	High	81.50%	<a href="#">🔗</a>
Structural Engineer	103k-110k BOB (15k-16kUSD)	High	92.50%	<a href="#">🔗</a>

## Finance

Title	Salary band	Demand	Confidence ratio	More info
Accounting Bookkeeper	62k-96k BOB (9k-14kUSD)	High	96.70%	<a href="#">🔗</a>
Accounting Manager	117k-124k BOB (17k-18kUSD)	Low	84.50%	<a href="#">🔗</a>
IT Analyst	55k-82k BOB (8k-12kUSD)	High	92.50%	<a href="#">🔗</a>
Quantity Surveyor	96k-117k BOB (14k-17kUSD)	High	94.50%	<a href="#">🔗</a>
Tax Accountant	76k-89k BOB (11k-13kUSD)	Low	77.50%	<a href="#">🔗</a>
Tax Director	207k-255k BOB (30k-37kUSD)	Low	83.10%	<a href="#">🔗</a>
Tax Manager	186k-193k BOB (27k-28kUSD)	Medium	81.10%	<a href="#">🔗</a>

## Health

Title	Salary band	Demand	Confidence ratio	More info
Clinical Orthoptist	62k-76k BOB (9k-11kUSD)	Low	100.00%	<a href="#">🔗</a>
Nurse	41k-48k BOB (6k-7kUSD)	High	76.50%	<a href="#">🔗</a>
Patient Transporter	48k-55k BOB (7k-8kUSD)	Low	76.60%	<a href="#">🔗</a>
Pharmacy Technician	20k-27k BOB (3k-4kUSD)	High	77.50%	<a href="#">🔗</a>
Veterinarian	165k-207k BOB (24k-30kUSD)	Low	92.50%	<a href="#">🔗</a>

## Hospitality, Food, and Tourism

Title	Salary band	Demand	Confidence ratio	More info
Barmaid	27k-27k BOB (4k-4kUSD)	Low	93.40%	<a href="#">🔗</a>
Chef de Cuisine	110k-165k BOB (16k-24kUSD)	High	89.80%	<a href="#">🔗</a>
Restaurant Team Member	48k-69k BOB (7k-10kUSD)	Low	96.80%	<a href="#">🔗</a>

## Human Resources

Title	Salary band	Demand	Confidence ratio	More info
Human Resources Coordinator	55k-82k BOB (8k-12kUSD)	Low	85.60%	<a href="#">🔗</a>
Human Resources Generalist	82k-110k BOB (12k-16kUSD)	High	73.40%	<a href="#">🔗</a>
Recruitment Consultant	62k-62k BOB (9k-9kUSD)	High	80.20%	<a href="#">🔗</a>

## Information Technology

Title	Salary band	Demand	Confidence ratio	More info
Business Intelligence Analyst	89k-117k BOB (13k-17kUSD)	High	83.60%	<a href="#">🔗</a>
Consultant	89k-96k BOB (13k-14kUSD)	High	86.50%	<a href="#">🔗</a>
Desktop Engineer	110k-131k BOB (16k-19kUSD)	Low	76.90%	<a href="#">🔗</a>
Firmware Engineer	110k-124k BOB (16k-18kUSD)	Low	92.70%	<a href="#">🔗</a>
Frontend Developer	62k-69k BOB (9k-10kUSD)	High	92.50%	<a href="#">🔗</a>
IT Consultant	131k-138k BOB (19k-20kUSD)	Medium	81.50%	<a href="#">🔗</a>

Mobile Developer	48k-55k BOB (7k-8kUSD)	High	92.50%	<a href="#">🔗</a>
Quality Assurance Tester	82k-96k BOB (12k-14kUSD)	High	95.10%	<a href="#">🔗</a>
Software Test Engineer	145k-172k BOB (21k-25kUSD)	High	88.60%	<a href="#">🔗</a>
Technical Architect	117k-131k BOB (17k-19kUSD)	Low	74.90%	<a href="#">🔗</a>
Technical Project Manager	145k-158k BOB (21k-23kUSD)	High	91.50%	<a href="#">🔗</a>
Technical Specialist	34k-41k BOB (5k-6kUSD)	High	92.50%	<a href="#">🔗</a>
Unreal Developer	34k-48k BOB (5k-7kUSD)	Low	92.50%	<a href="#">🔗</a>

## Law, Compliance, and Public Safety

Title	Salary band	Demand	Confidence ratio	More info
Facilitator	89k-124k BOB (13k-18kUSD)	Low	92.50%	<a href="#">🔗</a>
Immigration Associate	124k-158k BOB (18k-23kUSD)	Low	73.50%	<a href="#">🔗</a>
Immigration Consultant	82k-89k BOB (12k-13kUSD)	Low	89.50%	<a href="#">🔗</a>
Immigration Paralegal	69k-76k BOB (10k-11kUSD)	Low	74.50%	<a href="#">🔗</a>
Legal Assistant	34k-48k BOB (5k-7kUSD)	High	94.50%	<a href="#">🔗</a>
Security Officer	34k-48k BOB (5k-7kUSD)	Low	92.50%	<a href="#">🔗</a>
Staff Counsel	89k-96k BOB (13k-14kUSD)	Low	81.40%	<a href="#">🔗</a>

## Marketing

Title	Salary band	Demand	Confidence ratio	More info
Marketing Assistant	27k-34k BOB (4k-5kUSD)	High	92.50%	<a href="#">🔗</a>
Marketing Executive	96k-103k BOB (14k-15kUSD)	Medium	91.50%	<a href="#">🔗</a>

## Operations

Title	Salary band	Demand	Confidence ratio	More info
Logistician	55k-96k BOB (8k-14kUSD)	Low	88.40%	<a href="#">🔗</a>
Logistics Coordinator	62k-76k BOB (9k-11kUSD)	Medium	89.70%	<a href="#">🔗</a>
Warehouse Assistant	34k-41k BOB (5k-6kUSD)	Low	96.50%	<a href="#">🔗</a>
Warehouse Loader	89k-110k BOB (13k-16kUSD)	Low	90.90%	<a href="#">🔗</a>
Warehouse Selector	89k-138k BOB (13k-20kUSD)	Low	98.10%	<a href="#">🔗</a>
Woods Boss	96k-158k BOB (14k-23kUSD)	Low	81.40%	<a href="#">🔗</a>

## Product

Title	Salary band	Demand	Confidence ratio	More info
Product Tester	76k-82k BOB (11k-12kUSD)	Low	92.50%	<a href="#">🔗</a>

## Production

Title	Salary band	Demand	Confidence ratio	More info
Manufacturing Engineer	82k-96k BOB (12k-14kUSD)	Low	92.50%	<a href="#">🔗</a>
Material Handler	27k-41k BOB (4k-6kUSD)	Low	87.50%	<a href="#">🔗</a>
Operator	55k-69k BOB (8k-10kUSD)	Low	84.50%	<a href="#">🔗</a>
Production Associate	34k-34k BOB (5k-5kUSD)	Low	92.50%	<a href="#">🔗</a>
Production Operator	41k-48k BOB (6k-7kUSD)	High	92.50%	<a href="#">🔗</a>
Production Supervisor	82k-96k BOB (12k-14kUSD)	High	92.50%	<a href="#">🔗</a>
Quality Engineer	96k-117k BOB (14k-17kUSD)	Low	92.50%	<a href="#">🔗</a>

## Sales

Title	Salary band	Demand	Confidence ratio	More info
Business Development Executive	82k-103k BOB (12k-15kUSD)	Low	80.10%	<a href="#">🔗</a>
Customer Service Associate	34k-55k BOB (5k-8kUSD)	Low	78.70%	<a href="#">🔗</a>
Grocery Stocker	34k-48k BOB (5k-7kUSD)	High	83.80%	<a href="#">🔗</a>
Merchandiser	62k-76k BOB (9k-11kUSD)	Low	92.50%	<a href="#">🔗</a>
Night Stocker	34k-55k BOB (5k-8kUSD)	Low	84.00%	<a href="#">🔗</a>
Sales Account Executive	96k-131k BOB (14k-19kUSD)	Low	89.00%	<a href="#">🔗</a>
Sales Administrator	55k-82k BOB (8k-12kUSD)	Low	91.80%	<a href="#">🔗</a>
Service Manager	76k-96k BOB (11k-14kUSD)	High	92.50%	<a href="#">🔗</a>
Stockkeeper	55k-69k BOB (8k-10kUSD)	High	98.40%	<a href="#">🔗</a>
Store Shopper	34k-41k BOB (5k-6kUSD)	Low	80.50%	<a href="#">🔗</a>
Store Stocker	34k-48k BOB (5k-7kUSD)	Low	93.70%	<a href="#">🔗</a>
Store Team Member	27k-41k BOB (4k-6kUSD)	Low	80.40%	<a href="#">🔗</a>

## Science and Research

Title	Salary band	Demand	Confidence ratio	More info
Clinical Research Associate	103k-117k BOB (15k-17kUSD)	Low	92.50%	<a href="#">🔗</a>
Research Coordinator	48k-69k BOB (7k-10kUSD)	Low	92.50%	<a href="#">🔗</a>
Research Fellow	62k-82k BOB (9k-12kUSD)	Low	88.00%	<a href="#">🔗</a>
Research Scientist	96k-117k BOB (14k-17kUSD)	Low	92.50%	<a href="#">🔗</a>
Research and Development Engineer	89k-103k BOB (13k-15kUSD)	High	85.50%	<a href="#">🔗</a>

## Transportation

Title	Salary band	Demand	Confidence ratio	More info
Bundle Packer	34k-55k BOB (5k-8kUSD)	Low	97.70%	<a href="#">🔗</a>
Package Delivery Driver	55k-76k BOB (8k-11kUSD)	Low	100.00%	<a href="#">🔗</a>
Package Handler	55k-69k BOB (8k-10kUSD)	Low	73.60%	<a href="#">🔗</a>
Transportation Security Officer	55k-76k BOB (8k-11kUSD)	Low	100.00%	<a href="#">🔗</a>

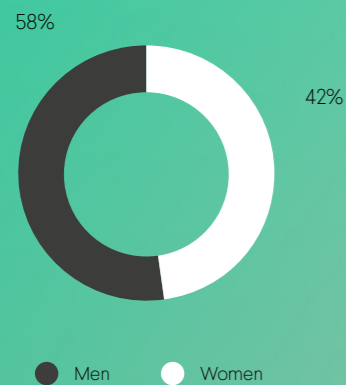
# Brazil

Brazil, an expansive canvas of cultural diversity and economic vitality, stands as a powerhouse in the Latin American sphere. The nation's diverse workforce, representing a myriad of professional backgrounds, positions Brazil as a thriving hub for technological innovation and financial prowess on the continent.

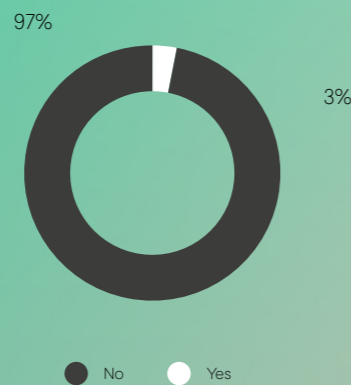
Situated strategically in South America, Brazil's global connectivity and business-friendly environment make it an enticing destination for multinational corporations seeking strategic entry into the region. In this seamless fusion of tradition and cutting-edge progress, Brazil confidently asserts itself as a multifaceted epicenter for trade, commerce, and unparalleled innovation.



## Gender occupation



## Remote work



Population: 204M people

GDP: \$2M

Cost of living: 35.2

Cost of living + rent: 22.4

\*For more city charts details, see annex on page 202.

## Relevant Sectors

- Aerospace and Defense
- Finance and Banking
- Technology and E-commerce

★ Public Holidays: 13 days / year    ★ Working hours: 44 h / week    ★

The national minimum wage per month is 1,320 Brazilian reais (266,51 USD)

Ratio professionals/ job opening: 5.87

Benefits:

- Cutting Edge Technology
- Professional Development
- Bonus

Average country salary/month: \$423

## Brazil Companies



Embraer



Banco do Brasil



MercadoLivre



## Administrative Support

Title	Salary band	Demand	Confidence ratio	More info
Administrative Coordinator	59k-89k BRL (12k-18kUSD)	High	80.50%	<a href="#">🔗</a>
Administrative Manager	94k-124k BRL (19k-25kUSD)	High	76.50%	<a href="#">🔗</a>
City Carrier Assistant	54k-64k BRL (11k-13kUSD)	High	92.50%	<a href="#">🔗</a>
Library Director	104k-129k BRL (21k-26kUSD)	Low	92.50%	<a href="#">🔗</a>
Mail Processing Clerk	49k-64k BRL (10k-13kUSD)	Low	91.40%	<a href="#">🔗</a>
Member Service Representative	39k-59k BRL (8k-12kUSD)	Low	82.70%	<a href="#">🔗</a>
Office Administrator	74k-79k BRL (15k-16kUSD)	Low	88.50%	<a href="#">🔗</a>
Office Assistant	79k-109k BRL (16k-22kUSD)	Low	92.50%	<a href="#">🔗</a>
Office Manager	84k-109k BRL (17k-22kUSD)	High	88.50%	<a href="#">🔗</a>
Receptionist	54k-69k BRL (11k-14kUSD)	High	80.50%	<a href="#">🔗</a>
Team Administrator	49k-59k BRL (10k-12kUSD)	Low	92.50%	<a href="#">🔗</a>
Trouble Dispatcher	69k-89k BRL (14k-18kUSD)	High	80.50%	<a href="#">🔗</a>

## Community and Social Services

Title	Salary band	Demand	Confidence ratio	More info
Babysitter	44k-64k BRL (9k-13kUSD)	High	86.50%	<a href="#">🔗</a>
Hair Stylist	29k-49k BRL (6k-10kUSD)	High	92.50%	<a href="#">🔗</a>

Nanny	69k-94k BRL (14k-19kUSD)	High	92.50%	<a href="#">🔗</a>
Personal Support Worker	64k-69k BRL (13k-14kUSD)	Low	74.50%	<a href="#">🔗</a>
Social Worker	89k-94k BRL (18k-19kUSD)	High	90.50%	<a href="#">🔗</a>

## Customer Support

Title	Salary band	Demand	Confidence ratio	More info
Call Center Representative	59k-69k BRL (12k-14kUSD)	High	82.50%	<a href="#">🔗</a>
Customer Service Manager	59k-79k BRL (12k-16kUSD)	High	80.50%	<a href="#">🔗</a>
Customer Service Specialist	49k-79k BRL (10k-16kUSD)	Low	92.50%	<a href="#">🔗</a>
Customer Success Director	114k-144k BRL (23k-29kUSD)	High	76.50%	<a href="#">🔗</a>
Customer Success Manager	144k-214k BRL (29k-43kUSD)	High	89.50%	<a href="#">🔗</a>
Customer Support Agent	49k-59k BRL (10k-12kUSD)	High	84.50%	<a href="#">🔗</a>
Customer Support Supervisor	74k-89k BRL (15k-18kUSD)	Medium	72.50%	<a href="#">🔗</a>
Customer Support Team Leader	144k-184k BRL (29k-37kUSD)	High	70.00%	<a href="#">🔗</a>
Desktop Support	84k-89k BRL (17k-18kUSD)	Low	92.50%	<a href="#">🔗</a>
Director of Customer Experience	144k-169k BRL (29k-34kUSD)	Low	92.50%	<a href="#">🔗</a>

## Design, Media, and Writing

Title	Salary band	Demand	Confidence ratio	More info
3D Artist	84k-94k BRL (17k-19kUSD)	Low	92.50%	<a href="#">🔗</a>
Content Writer	69k-89k BRL (14k-18kUSD)	High	92.50%	<a href="#">🔗</a>

Copy Writer	84k-94k BRL (17k-19kUSD)	Medium	88.50%	<a href="#">🔗</a>
Creative Director	169k-199k BRL (34k-40kUSD)	Low	82.50%	<a href="#">🔗</a>
Design Engineer	129k-144k BRL (26k-29kUSD)	Low	92.50%	<a href="#">🔗</a>
Design Manager	149k-154k BRL (30k-31kUSD)	High	92.50%	<a href="#">🔗</a>
Game Designer	84k-99k BRL (17k-20kUSD)	Low	91.50%	<a href="#">🔗</a>
Graphic Designer	79k-84k BRL (16k-17kUSD)	High	77.50%	<a href="#">🔗</a>
Head of Design	339k-379k BRL (68k-76kUSD)	High	87.50%	<a href="#">🔗</a>
Industrial Designer	79k-94k BRL (16k-19kUSD)	Low	92.50%	<a href="#">🔗</a>
Interior Designer	109k-114k BRL (22k-23kUSD)	Medium	85.50%	<a href="#">🔗</a>
Media Designer	74k-94k BRL (15k-19kUSD)	High	90.50%	<a href="#">🔗</a>
User Experience Designer	184k-214k BRL (37k-43kUSD)	High	92.50%	<a href="#">🔗</a>
User Experience Manager	184k-204k BRL (37k-41kUSD)	Low	79.50%	<a href="#">🔗</a>
Video Editor	74k-89k BRL (15k-18kUSD)	High	74.50%	<a href="#">🔗</a>
Visual Designer	114k-119k BRL (23k-24kUSD)	High	74.50%	<a href="#">🔗</a>

## Education

Title	Salary band	Demand	Confidence ratio	More info
Academic Advisor	64k-99k BRL (13k-20kUSD)	Low	92.50%	<a href="#">🔗</a>
Admissions Counselor	64k-69k BRL (13k-14kUSD)	Low	92.50%	<a href="#">🔗</a>
Admitting Clerk	44k-69k BRL (9k-14kUSD)	Low	92.50%	<a href="#">🔗</a>
Assistant Professor	79k-114k BRL (16k-23kUSD)	Low	94.00%	<a href="#">🔗</a>
Associate Professor	124k-174k BRL (25k-35kUSD)	Low	87.00%	<a href="#">🔗</a>
Education Consultant	84k-119k BRL (17k-24kUSD)	Medium	92.50%	<a href="#">🔗</a>
Education Coordinator	64k-79k BRL (13k-16kUSD)	Low	92.50%	<a href="#">🔗</a>

Education Specialist	59k-84k BRL (12k-17kUSD)	Low	92.50%	<a href="#">🔗</a>
Evaluator	69k-94k BRL (14k-19kUSD)	Low	92.50%	<a href="#">🔗</a>
Headmaster	169k-219k BRL (34k-44kUSD)	Low	87.50%	<a href="#">🔗</a>
Instructional Designer	99k-129k BRL (20k-26kUSD)	High	77.50%	<a href="#">🔗</a>
Lecturer	109k-124k BRL (22k-25kUSD)	High	92.50%	<a href="#">🔗</a>
Library Page	34k-49k BRL (7k-10kUSD)	Low	91.50%	<a href="#">🔗</a>
Teacher	59k-69k BRL (12k-14kUSD)	Low	95.00%	<a href="#">🔗</a>

## Engineering and Technical

Title	Salary band	Demand	Confidence ratio	More info
Architect	159k-189k BRL (32k-38kUSD)	Medium	92.50%	<a href="#">🔗</a>
Civil Engineer	119k-139k BRL (24k-28kUSD)	High	84.50%	<a href="#">🔗</a>
Controls Engineer	144k-154k BRL (29k-31kUSD)	Low	92.50%	<a href="#">🔗</a>
Electrical Engineer	109k-124k BRL (22k-25kUSD)	Low	92.50%	<a href="#">🔗</a>
Engineering Director	254k-299k BRL (51k-60kUSD)	Low	92.50%	<a href="#">🔗</a>
Engineering Vice President	404k-484k BRL (81k-97kUSD)	Medium	89.50%	<a href="#">🔗</a>
Field Service Engineer	124k-144k BRL (25k-29kUSD)	Low	92.50%	<a href="#">🔗</a>
Hardware Engineer	184k-194k BRL (37k-39kUSD)	Medium	92.50%	<a href="#">🔗</a>
Maintenance Engineer	99k-109k BRL (20k-22kUSD)	Low	86.50%	<a href="#">🔗</a>
Mechanical Design Engineer	94k-114k BRL (19k-23kUSD)	Medium	92.50%	<a href="#">🔗</a>
Mechanical Engineer	114k-119k BRL (23k-24kUSD)	Medium	92.50%	<a href="#">🔗</a>
Process Engineer	139k-184k BRL (28k-37kUSD)	Low	90.50%	<a href="#">🔗</a>
Project Engineer	149k-164k BRL (30k-33kUSD)	Low	92.50%	<a href="#">🔗</a>
Staff Engineer	174k-214k BRL (35k-43kUSD)	High	90.50%	<a href="#">🔗</a>

Test Engineer	109k-129k BRL (22k-26kUSD)	Low	83.50%	<a href="#">🔗</a>
Validation Engineer	114k-124k BRL (23k-25kUSD)	Low	92.50%	<a href="#">🔗</a>

## Finance

Title	Salary band	Demand	Confidence ratio	More info
Account Administrator	69k-74k BRL (14k-15kUSD)	Low	92.50%	<a href="#">🔗</a>
Accounting Manager	144k-159k BRL (29k-32kUSD)	Medium	92.50%	<a href="#">🔗</a>
Accounting Officer	109k-119k BRL (22k-24kUSD)	Medium	92.50%	<a href="#">🔗</a>
Accounting Specialist	69k-84k BRL (14k-17kUSD)	High	92.50%	<a href="#">🔗</a>
Accounts Payable Manager	119k-124k BRL (24k-25kUSD)	High	75.50%	<a href="#">🔗</a>
Auditor	104k-154k BRL (21k-31kUSD)	Low	73.50%	<a href="#">🔗</a>
Back Office Specialist	34k-39k BRL (7k-8kUSD)	Low	79.30%	<a href="#">🔗</a>
Bookkeeper	99k-114k BRL (20k-23kUSD)	High	78.50%	<a href="#">🔗</a>
Branch Manager	114k-134k BRL (23k-27kUSD)	High	92.50%	<a href="#">🔗</a>
Chief Financial Officer	274k-314k BRL (55k-63kUSD)	Low	84.50%	<a href="#">🔗</a>
Claims Manager	84k-129k BRL (17k-26kUSD)	Low	92.50%	<a href="#">🔗</a>
Compliance Manager	139k-159k BRL (28k-32kUSD)	Low	92.50%	<a href="#">🔗</a>
Compliance Officer	119k-124k BRL (24k-25kUSD)	Low	92.50%	<a href="#">🔗</a>
Comptroller	184k-209k BRL (37k-42kUSD)	Low	81.50%	<a href="#">🔗</a>
Consular Liaison	74k-99k BRL (15k-20kUSD)	Low	92.50%	<a href="#">🔗</a>
Credit Manager	104k-164k BRL (21k-33kUSD)	Low	92.50%	<a href="#">🔗</a>
Finance Assistant	49k-74k BRL (10k-15kUSD)	High	82.00%	<a href="#">🔗</a>
Finance Director	271k-286k BRL (54k-57kUSD)	Low	84.50%	<a href="#">🔗</a>
Finance Manager	239k-264k BRL (48k-53kUSD)	Low	76.50%	<a href="#">🔗</a>

Financial Controller	144k-149k BRL (29k-30kUSD)	High	73.00%	<a href="#">🔗</a>
Financial Planning Analyst	104k-109k BRL (21k-22kUSD)	High	92.50%	<a href="#">🔗</a>
Financial Planning Manager	119k-174k BRL (24k-35kUSD)	Medium	92.50%	<a href="#">🔗</a>
Head of Finance	339k-409k BRL (68k-82kUSD)	Low	87.50%	<a href="#">🔗</a>
Head of Tax	349k-479k BRL (70k-96kUSD)	Low	87.50%	<a href="#">🔗</a>
IT Analyst	129k-164k BRL (26k-33kUSD)	High	75.50%	<a href="#">🔗</a>
Investor Relations Manager	149k-184k BRL (30k-37kUSD)	Medium	92.50%	<a href="#">🔗</a>
Management Accountant	84k-94k BRL (17k-19kUSD)	High	92.50%	<a href="#">🔗</a>
Pricing Analyst	84k-104k BRL (17k-21kUSD)	Low	89.50%	<a href="#">🔗</a>
Pricing Manager	134k-144k BRL (27k-29kUSD)	Low	92.50%	<a href="#">🔗</a>
Procurement Manager	169k-219k BRL (34k-44kUSD)	Medium	86.50%	<a href="#">🔗</a>
Procurement Specialist	109k-144k BRL (22k-29kUSD)	High	92.50%	<a href="#">🔗</a>
Quantitative Analyst	149k-169k BRL (30k-34kUSD)	Low	92.50%	<a href="#">🔗</a>
Quantity Surveyor	94k-114k BRL (19k-23kUSD)	Medium	92.50%	<a href="#">🔗</a>
Revenue Accountant	94k-104k BRL (19k-21kUSD)	High	92.50%	<a href="#">🔗</a>
Revenue Manager	119k-149k BRL (24k-30kUSD)	High	92.50%	<a href="#">🔗</a>
Tax Accountant	119k-129k BRL (24k-26kUSD)	High	87.50%	<a href="#">🔗</a>
Tax Director	249k-279k BRL (50k-56kUSD)	Low	77.50%	<a href="#">🔗</a>
Tax Manager	199k-204k BRL (40k-41kUSD)	Low	90.50%	<a href="#">🔗</a>
Treasury Analyst	104k-109k BRL (21k-22kUSD)	Medium	92.50%	<a href="#">🔗</a>
Underwriter	99k-114k BRL (20k-23kUSD)	Low	92.50%	<a href="#">🔗</a>

## Health

Title	Salary band	Demand	Confidence ratio	More info
Clinical Orthoptist	64k-79k BRL (13k-16kUSD)	Low	92.50%	<a href="#">🔗</a>
Health and Safety Coordinator	69k-99k BRL (14k-20kUSD)	High	92.50%	<a href="#">🔗</a>
Laboratory Analyst	69k-79k BRL (14k-16kUSD)	High	92.50%	<a href="#">🔗</a>
Laboratory Manager	119k-124k BRL (24k-25kUSD)	Low	84.50%	<a href="#">🔗</a>
Nurse	129k-134k BRL (26k-27kUSD)	Medium	89.50%	<a href="#">🔗</a>
Patient Transporter	54k-64k BRL (11k-13kUSD)	Low	92.50%	<a href="#">🔗</a>
Pharmacy Technician	79k-84k BRL (16k-17kUSD)	Low	92.50%	<a href="#">🔗</a>
Veterinarian	149k-184k BRL (30k-37kUSD)	High	92.50%	<a href="#">🔗</a>

## Hospitality, Food, and Tourism

Title	Salary band	Demand	Confidence ratio	More info
Barmaid	24k-34k BRL (5k-7kUSD)	Low	92.50%	<a href="#">🔗</a>
Chef de Cuisine	44k-64k BRL (9k-13kUSD)	High	82.50%	<a href="#">🔗</a>

## Human Resources

Title	Salary band	Demand	Confidence ratio	More info
Chief People Officer	260k-300k BRL (52k-60kUSD)	Low	75.50%	<a href="#">🔗</a>
Head of People	139k-194k BRL (28k-39kUSD)	High	72.50%	<a href="#">🔗</a>

Head of Talent	189k-224k BRL (38k-45kUSD)	Low	92.50%	<a href="#">🔗</a>
Human Resources Advisor	104k-139k BRL (21k-28kUSD)	High	92.50%	<a href="#">🔗</a>
Human Resources Assistant	79k-99k BRL (16k-20kUSD)	High	92.50%	<a href="#">🔗</a>
Human Resources Business Partner	214k-219k BRL (43k-44kUSD)	Low	92.50%	<a href="#">🔗</a>
Human Resources Director	239k-259k BRL (48k-52kUSD)	Medium	84.50%	<a href="#">🔗</a>
Human Resources Generalist	129k-149k BRL (26k-30kUSD)	Low	80.50%	<a href="#">🔗</a>
Human Resources Manager	144k-164k BRL (29k-33kUSD)	High	85.50%	<a href="#">🔗</a>
Human Resources Specialist	109k-149k BRL (22k-30kUSD)	Medium	86.50%	<a href="#">🔗</a>
Human Resources Systems Specialist	79k-104k BRL (16k-21kUSD)	Low	92.50%	<a href="#">🔗</a>
People Operations	134k-194k BRL (27k-39kUSD)	High	92.50%	<a href="#">🔗</a>
Recruiter	94k-119k BRL (19k-24kUSD)	Low	92.50%	<a href="#">🔗</a>
Recruitment Director	134k-179k BRL (27k-36kUSD)	High	92.50%	<a href="#">🔗</a>
Sourcer	89k-94k BRL (18k-19kUSD)	Low	88.50%	<a href="#">🔗</a>
Talent Acquisition Manager	159k-169k BRL (32k-34kUSD)	Low	92.50%	<a href="#">🔗</a>
Technical Trainer	94k-109k BRL (19k-22kUSD)	Low	81.50%	<a href="#">🔗</a>
Training Manager	169k-174k BRL (34k-35kUSD)	Low	70.50%	<a href="#">🔗</a>

## Information Technology

Title	Salary band	Demand	Confidence ratio	More info
ABAP Developer	134k-159k BRL (27k-32kUSD)	Low	91.50%	<a href="#">🔗</a>
Actuary	109k-149k BRL (22k-30kUSD)	Low	82.50%	<a href="#">🔗</a>
Agile Coach	139k-169k BRL (28k-34kUSD)	Low	92.50%	<a href="#">🔗</a>
Analyst Programmer	114k-144k BRL (23k-29kUSD)	Low	72.50%	<a href="#">🔗</a>
Applications Developer	129k-139k BRL (26k-28kUSD)	Low	92.50%	<a href="#">🔗</a>

Automation Engineer	124k-129k BRL (25k-26kUSD)	Medium	81.50%	<a href="#">🔗</a>
Backend Developer	174k-194k BRL (35k-39kUSD)	High	92.50%	<a href="#">🔗</a>
Business Analyst	114k-139k BRL (23k-28kUSD)	Low	72.50%	<a href="#">🔗</a>
Business Intelligence Developer	134k-159k BRL (27k-32kUSD)	Low	80.50%	<a href="#">🔗</a>
Business Intelligence Manager	134k-154k BRL (27k-31kUSD)	Low	83.50%	<a href="#">🔗</a>
Business Process Analyst	134k-154k BRL (27k-31kUSD)	Medium	92.50%	<a href="#">🔗</a>
C++ Developer	99k-114k BRL (20k-23kUSD)	High	92.50%	<a href="#">🔗</a>
Chief Technology Officer	224k-289k BRL (45k-58kUSD)	Low	81.00%	<a href="#">🔗</a>
Cloud Engineer	164k-174k BRL (33k-35kUSD)	High	92.50%	<a href="#">🔗</a>
Consultant	144k-159k BRL (29k-32kUSD)	High	88.50%	<a href="#">🔗</a>
Cyber Security Analyst	104k-119k BRL (21k-24kUSD)	Low	76.50%	<a href="#">🔗</a>
Data Analyst	114k-149k BRL (23k-30kUSD)	Medium	78.50%	<a href="#">🔗</a>
Data Consultant	164k-174k BRL (33k-35kUSD)	High	92.50%	<a href="#">🔗</a>
Data Engineer	174k-194k BRL (35k-39kUSD)	Low	89.50%	<a href="#">🔗</a>
Data Manager	124k-149k BRL (25k-30kUSD)	Medium	92.50%	<a href="#">🔗</a>
Data Scientist	139k-159k BRL (28k-32kUSD)	Medium	89.50%	<a href="#">🔗</a>
Data Specialist	64k-89k BRL (13k-18kUSD)	Medium	92.50%	<a href="#">🔗</a>
Database Administrator	154k-169k BRL (31k-34kUSD)	Low	86.50%	<a href="#">🔗</a>
Desktop Engineer	119k-159k BRL (24k-32kUSD)	Medium	92.50%	<a href="#">🔗</a>
DevOps Engineer	129k-139k BRL (26k-28kUSD)	High	92.50%	<a href="#">🔗</a>
Developer	109k-149k BRL (22k-30kUSD)	Low	89.50%	<a href="#">🔗</a>
Director of Data	249k-304k BRL (50k-61kUSD)	Low	92.50%	<a href="#">🔗</a>
ERP Consultant	139k-174k BRL (28k-35kUSD)	High	73.50%	<a href="#">🔗</a>
Elixir Developer	139k-169k BRL (28k-34kUSD)	Low	97.70%	<a href="#">🔗</a>
Embedded Engineer	109k-114k BRL (22k-23kUSD)	High	88.50%	<a href="#">🔗</a>
Firmware Engineer	144k-149k BRL (29k-30kUSD)	Low	92.50%	<a href="#">🔗</a>
Frontend Developer	84k-129k BRL (17k-26kUSD)	Low	83.50%	<a href="#">🔗</a>

Full Stack Developer	129k-139k BRL (26k-28kUSD)	High	92.50%	<a href="#">🔗</a>
Functional Consultant	99k-124k BRL (20k-25kUSD)	Low	92.50%	<a href="#">🔗</a>
GIS Specialist	84k-104k BRL (17k-21kUSD)	Low	86.50%	<a href="#">🔗</a>
Game Developer	134k-149k BRL (27k-30kUSD)	Low	71.50%	<a href="#">🔗</a>
Head of Data	284k-334k BRL (57k-67kUSD)	Low	87.50%	<a href="#">🔗</a>
IOT Engineer	84k-124k BRL (17k-25kUSD)	High	92.50%	<a href="#">🔗</a>
IT Consultant	149k-164k BRL (30k-33kUSD)	Low	80.50%	<a href="#">🔗</a>
IT Developer	109k-114k BRL (22k-23kUSD)	High	92.50%	<a href="#">🔗</a>
Information Technology Support Specialist	94k-94k BRL (19k-19kUSD)	Low	92.50%	<a href="#">🔗</a>
Integration Engineer	159k-194k BRL (32k-39kUSD)	Medium	90.50%	<a href="#">🔗</a>
Java Developer	134k-159k BRL (27k-32kUSD)	High	80.50%	<a href="#">🔗</a>
NetOps Engineer	89k-119k BRL (18k-24kUSD)	Low	97.50%	<a href="#">🔗</a>
Network Engineer	144k-154k BRL (29k-31kUSD)	Low	87.50%	<a href="#">🔗</a>
Nodejs Developer	139k-164k BRL (28k-33kUSD)	High	84.50%	<a href="#">🔗</a>
Oracle Database Administrator	189k-199k BRL (38k-40kUSD)	Low	92.50%	<a href="#">🔗</a>
PHP Developer	154k-174k BRL (31k-35kUSD)	High	75.50%	<a href="#">🔗</a>
Platform Engineer	189k-204k BRL (38k-41kUSD)	High	73.50%	<a href="#">🔗</a>
Python Developer	154k-159k BRL (31k-32kUSD)	High	92.50%	<a href="#">🔗</a>
Quality Assurance Analyst	119k-154k BRL (24k-31kUSD)	High	76.50%	<a href="#">🔗</a>
Quality Assurance Engineer	109k-119k BRL (22k-24kUSD)	Low	73.50%	<a href="#">🔗</a>
Quality Assurance Tester	104k-124k BRL (21k-25kUSD)	Low	92.50%	<a href="#">🔗</a>
React Developer	84k-104k BRL (17k-21kUSD)	High	78.50%	<a href="#">🔗</a>
Ruby Developer	119k-129k BRL (24k-26kUSD)	High	74.50%	<a href="#">🔗</a>
SAP FI	149k-169k BRL (30k-34kUSD)	High	86.50%	<a href="#">🔗</a>
SAP HCM	134k-169k BRL (27k-34kUSD)	Medium	92.50%	<a href="#">🔗</a>
SAP MM	159k-169k BRL (32k-34kUSD)	Medium	92.50%	<a href="#">🔗</a>
SAP SD	104k-124k BRL (21k-25kUSD)	High	79.50%	<a href="#">🔗</a>

SQL Developer	154k-164k BRL (31k-33kUSD)	High	89.50%	<a href="#">🔗</a>
Salesforce Administrator	89k-104k BRL (18k-21kUSD)	High	92.50%	<a href="#">🔗</a>
Salesforce Developer	164k-204k BRL (33k-41kUSD)	High	92.50%	<a href="#">🔗</a>
Scrum Master	144k-164k BRL (29k-33kUSD)	Medium	85.50%	<a href="#">🔗</a>
Security Consultant	144k-159k BRL (29k-32kUSD)	Low	83.50%	<a href="#">🔗</a>
Security Engineer	174k-179k BRL (35k-36kUSD)	High	92.50%	<a href="#">🔗</a>
Site Reliability Engineer	169k-204k BRL (34k-41kUSD)	Medium	92.50%	<a href="#">🔗</a>
Software Architect	124k-149k BRL (25k-30kUSD)	Medium	92.50%	<a href="#">🔗</a>
Software Engineer	229k-254k BRL (46k-51kUSD)	Low	92.50%	<a href="#">🔗</a>
Software Engineering Manager	204k-204k BRL (41k-41kUSD)	Medium	85.70%	<a href="#">🔗</a>
Solution Architect	179k-219k BRL (36k-44kUSD)	Low	92.50%	<a href="#">🔗</a>
Solutions Analyst	129k-134k BRL (26k-27kUSD)	High	71.50%	<a href="#">🔗</a>
Systems Administrator	99k-114k BRL (20k-23kUSD)	Low	90.50%	<a href="#">🔗</a>
Systems Engineer	169k-184k BRL (34k-37kUSD)	Low	89.50%	<a href="#">🔗</a>
Technical Architect	179k-219k BRL (36k-44kUSD)	High	92.50%	<a href="#">🔗</a>
Technical Manager	214k-249k BRL (43k-50kUSD)	Low	92.50%	<a href="#">🔗</a>
Technical Project Manager	144k-164k BRL (29k-33kUSD)	High	92.50%	<a href="#">🔗</a>
Technical Specialist	134k-174k BRL (27k-35kUSD)	Low	73.50%	<a href="#">🔗</a>
Technical Support Engineer	94k-119k BRL (19k-24kUSD)	Low	76.50%	<a href="#">🔗</a>
Technical Support Manager	134k-154k BRL (27k-31kUSD)	Low	86.50%	<a href="#">🔗</a>
Technical Support Representative	59k-84k BRL (12k-17kUSD)	Low	71.50%	<a href="#">🔗</a>
Technical Support Specialist	69k-79k BRL (14k-16kUSD)	Medium	83.50%	<a href="#">🔗</a>
Test Automation Engineer	109k-129k BRL (22k-26kUSD)	Low	89.50%	<a href="#">🔗</a>

## Installation, Maintenance, and Repair

Title	Salary band	Demand	Confidence ratio	More info
Electrical and Instrumentation Technician	109k-109k BRL (22k-22kUSD)	Low	87.50%	<a href="#">🔗</a>
Field Service Technician	64k-84k BRL (13k-17kUSD)	Low	83.50%	<a href="#">🔗</a>
Maintenance Technician	99k-114k BRL (20k-23kUSD)	High	92.50%	<a href="#">🔗</a>
Manufacturing Technician	64k-79k BRL (13k-16kUSD)	Low	92.50%	<a href="#">🔗</a>
Mechanic	109k-114k BRL (22k-23kUSD)	High	80.50%	<a href="#">🔗</a>
Mechanical Maintenance	94k-94k BRL (19k-19kUSD)	High	92.50%	<a href="#">🔗</a>
Support Technician	84k-109k BRL (17k-22kUSD)	High	87.50%	<a href="#">🔗</a>

## Law, Compliance, and Public Safety

Title	Salary band	Demand	Confidence ratio	More info
Chief Legal Officer	314k-314k BRL (63k-63kUSD)	High	87.50%	<a href="#">🔗</a>
Compliance Specialist	109k-114k BRL (22k-23kUSD)	Low	92.50%	<a href="#">🔗</a>
Facilitator	94k-119k BRL (19k-24kUSD)	Low	73.50%	<a href="#">🔗</a>
General Counsel	239k-289k BRL (48k-58kUSD)	Low	91.50%	<a href="#">🔗</a>
Immigration Associate	104k-144k BRL (21k-29kUSD)	High	90.50%	<a href="#">🔗</a>
Immigration Consultant	89k-124k BRL (18k-25kUSD)	High	92.50%	<a href="#">🔗</a>
Immigration Paralegal	64k-89k BRL (13k-18kUSD)	Low	90.50%	<a href="#">🔗</a>
Legal Assistant	54k-74k BRL (11k-15kUSD)	Low	87.50%	<a href="#">🔗</a>
Legal Counsel	169k-199k BRL (34k-40kUSD)	Low	83.50%	<a href="#">🔗</a>
Prosecutor	114k-144k BRL (23k-29kUSD)	High	100.00%	<a href="#">🔗</a>
Safety Manager	119k-129k BRL (24k-26kUSD)	Low	92.50%	<a href="#">🔗</a>

Safety Specialist	99k-124k BRL (20k-25kUSD)	High	92.50%	<a href="#">🔗</a>
Staff Counsel	104k-109k BRL (21k-22kUSD)	Low	92.50%	<a href="#">🔗</a>

## Marketing

Title	Salary band	Demand	Confidence ratio	More info
CRM Manager	109k-134k BRL (22k-27kUSD)	High	89.50%	<a href="#">🔗</a>
Communications Director	174k-199k BRL (35k-40kUSD)	Low	84.50%	<a href="#">🔗</a>
Communications Manager	134k-149k BRL (27k-30kUSD)	Low	92.50%	<a href="#">🔗</a>
Communications Specialist	99k-114k BRL (20k-23kUSD)	Low	92.50%	<a href="#">🔗</a>
Community Manager	69k-79k BRL (14k-16kUSD)	High	88.50%	<a href="#">🔗</a>
Digital Marketing Strategist	89k-114k BRL (18k-23kUSD)	High	85.50%	<a href="#">🔗</a>
Event Manager	79k-94k BRL (16k-19kUSD)	High	91.50%	<a href="#">🔗</a>
Head of Marketing	264k-329k BRL (53k-66kUSD)	High	92.50%	<a href="#">🔗</a>
Marketer	523k-633k BRL (105k-127kUSD)	Low	87.50%	<a href="#">🔗</a>
Marketing Assistant	49k-69k BRL (10k-14kUSD)	High	87.50%	<a href="#">🔗</a>
Marketing Communications Manager	134k-154k BRL (27k-31kUSD)	Low	92.50%	<a href="#">🔗</a>
Marketing Executive	119k-129k BRL (24k-26kUSD)	High	92.50%	<a href="#">🔗</a>
Marketing Manager	319k-399k BRL (64k-80kUSD)	Medium	80.00%	<a href="#">🔗</a>
Marketing Specialist	89k-109k BRL (18k-22kUSD)	High	92.50%	<a href="#">🔗</a>
Partnerships Manager	89k-114k BRL (18k-23kUSD)	Medium	90.50%	<a href="#">🔗</a>
Product Marketing Manager	164k-184k BRL (33k-37kUSD)	High	78.50%	<a href="#">🔗</a>
Public Relations Specialist	69k-99k BRL (14k-20kUSD)	Medium	91.50%	<a href="#">🔗</a>
Search Engine Optimizer	69k-94k BRL (14k-19kUSD)	Low	75.50%	<a href="#">🔗</a>
Social Media Manager	99k-119k BRL (20k-24kUSD)	High	89.50%	<a href="#">🔗</a>

Social Media Specialist	64k-84k BRL (13k-17kUSD)	High	92.50%	<a href="#">🔗</a>
-------------------------	-----------------------------	------	--------	-------------------

## Operations

Title	Salary band	Demand	Confidence ratio	More info
Adjutant General	169k-224k BRL (34k-45kUSD)	High	87.50%	<a href="#">🔗</a>
Administrator	124k-164k BRL (25k-33kUSD)	Low	76.50%	<a href="#">🔗</a>
Advisor	79k-99k BRL (16k-20kUSD)	Low	85.50%	<a href="#">🔗</a>
Assembly Operator	44k-64k BRL (9k-13kUSD)	High	87.50%	<a href="#">🔗</a>
Chief Executive Officer	513k-603k BRL (103k-121kUSD)	Low	86.50%	<a href="#">🔗</a>
Chief Operating Officer	459k-553k BRL (92k-111kUSD)	Low	89.50%	<a href="#">🔗</a>
Compliance Analyst	109k-109k BRL (22k-22kUSD)	High	92.50%	<a href="#">🔗</a>
Country Manager	474k-608k BRL (95k-122kUSD)	High	85.20%	<a href="#">🔗</a>
Customer Operations Manager	129k-179k BRL (26k-36kUSD)	High	92.50%	<a href="#">🔗</a>
Demand Planner	84k-99k BRL (17k-20kUSD)	Low	85.00%	<a href="#">🔗</a>
Forklift Driver	34k-44k BRL (7k-9kUSD)	High	80.50%	<a href="#">🔗</a>
General Manager	364k-469k BRL (73k-94kUSD)	Low	76.00%	<a href="#">🔗</a>
Head of Strategy	339k-409k BRL (68k-82kUSD)	Medium	87.50%	<a href="#">🔗</a>
Head of Transport Logistics	229k-274k BRL (46k-55kUSD)	Low	87.50%	<a href="#">🔗</a>
Logging Worker	39k-59k BRL (8k-12kUSD)	Low	87.50%	<a href="#">🔗</a>
Logistician	84k-99k BRL (17k-20kUSD)	High	92.50%	<a href="#">🔗</a>
Logistics Coordinator	74k-79k BRL (15k-16kUSD)	Medium	92.50%	<a href="#">🔗</a>
Logistics Manager	204k-259k BRL (41k-52kUSD)	High	92.50%	<a href="#">🔗</a>
Machine Operator	64k-64k BRL (13k-13kUSD)	Medium	90.60%	<a href="#">🔗</a>
Operations Coordinator	79k-114k BRL (16k-23kUSD)	Medium	92.50%	<a href="#">🔗</a>

Operations Director	194k-234k BRL (39k-47kUSD)	Low	85.50%	<a href="#">🔗</a>
Operations Engineer	159k-179k BRL (32k-36kUSD)	Low	88.50%	<a href="#">🔗</a>
Operations Manager	169k-224k BRL (34k-45kUSD)	High	89.50%	<a href="#">🔗</a>
Operations Specialist	89k-104k BRL (18k-21kUSD)	Low	92.50%	<a href="#">🔗</a>
Operations Support Manager	149k-174k BRL (30k-35kUSD)	High	71.50%	<a href="#">🔗</a>
Operations Technician	64k-89k BRL (13k-18kUSD)	Medium	92.50%	<a href="#">🔗</a>
Operations Vice President	334k-369k BRL (67k-74kUSD)	Low	84.50%	<a href="#">🔗</a>
Plant Technician	64k-89k BRL (13k-18kUSD)	Low	92.50%	<a href="#">🔗</a>
Program Manager	124k-144k BRL (25k-29kUSD)	Low	92.50%	<a href="#">🔗</a>
Project Director	234k-264k BRL (47k-53kUSD)	Low	82.50%	<a href="#">🔗</a>
Purchasing Manager	124k-154k BRL (25k-31kUSD)	Medium	89.50%	<a href="#">🔗</a>
Quality Lead	109k-149k BRL (22k-30kUSD)	High	92.50%	<a href="#">🔗</a>
Site Supervisor	109k-114k BRL (22k-23kUSD)	Low	81.50%	<a href="#">🔗</a>
Warehouse Associate	69k-89k BRL (14k-18kUSD)	Low	92.50%	<a href="#">🔗</a>
Warehouse Lead	64k-79k BRL (13k-16kUSD)	High	73.50%	<a href="#">🔗</a>
Warehouse Manager	84k-99k BRL (17k-20kUSD)	Low	92.50%	<a href="#">🔗</a>
Warehouse Selector	64k-79k BRL (13k-16kUSD)	High	92.50%	<a href="#">🔗</a>
Warehouse Supervisor	64k-79k BRL (13k-16kUSD)	High	84.00%	<a href="#">🔗</a>
Warehouse Worker	54k-69k BRL (11k-14kUSD)	High	82.50%	<a href="#">🔗</a>
Woods Boss	69k-89k BRL (14k-18kUSD)	Low	92.50%	<a href="#">🔗</a>

## Product

Title	Salary band	Demand	Confidence ratio	More info
Director of Product	274k-289k BRL (55k-58kUSD)	Medium	92.50%	<a href="#">🔗</a>
Product Analyst	99k-124k BRL (20k-25kUSD)	Medium	73.50%	<a href="#">🔗</a>
Product Manager	179k-209k BRL (36k-42kUSD)	Low	93.00%	<a href="#">🔗</a>
Product Owner	154k-189k BRL (31k-38kUSD)	Low	81.50%	<a href="#">🔗</a>
Product Specialist	69k-89k BRL (14k-18kUSD)	Low	92.50%	<a href="#">🔗</a>
Product Tester	64k-79k BRL (13k-16kUSD)	Low	91.50%	<a href="#">🔗</a>

## Production

Title	Salary band	Demand	Confidence ratio	More info
Manufacturing Engineer	114k-119k BRL (23k-24kUSD)	Low	92.50%	<a href="#">🔗</a>
Material Handler	144k-154k BRL (29k-31kUSD)	Low	92.50%	<a href="#">🔗</a>
Operator	119k-169k BRL (24k-34kUSD)	High	72.50%	<a href="#">🔗</a>
Production Operator	54k-54k BRL (11k-11kUSD)	High	78.50%	<a href="#">🔗</a>
Production Supervisor	89k-109k BRL (18k-22kUSD)	High	92.50%	<a href="#">🔗</a>
Quality Engineer	124k-139k BRL (25k-28kUSD)	Low	92.50%	<a href="#">🔗</a>



## Sales

Title	Salary band	Demand	Confidence ratio	More info
Area Sales Manager	109k-114k BRL (22k-23kUSD)	Low	92.50%	<a href="#">🔗</a>
Business Development Executive	74k-89k BRL (15k-18kUSD)	High	92.50%	<a href="#">🔗</a>
Business Development Representative	84k-99k BRL (17k-20kUSD)	High	90.50%	<a href="#">🔗</a>
Channel Sales	139k-154k BRL (28k-31kUSD)	High	92.50%	<a href="#">🔗</a>
Chief Revenue Officer	344k-369k BRL (69k-74kUSD)	Low	76.50%	<a href="#">🔗</a>
Commercial Agent	104k-129k BRL (21k-26kUSD)	High	81.50%	<a href="#">🔗</a>
Commercial Director	245k-273k BRL (49k-55kUSD)	Medium	78.00%	<a href="#">🔗</a>
Commercial Manager	204k-229k BRL (41k-46kUSD)	High	100.00%	<a href="#">🔗</a>
Commercial Technician	79k-99k BRL (16k-20kUSD)	High	72.50%	<a href="#">🔗</a>
Customer Onboarding Specialist	44k-64k BRL (9k-13kUSD)	High	97.50%	<a href="#">🔗</a>
Development Manager	219k-239k BRL (44k-48kUSD)	Low	92.50%	<a href="#">🔗</a>
Engagement Director	159k-194k BRL (32k-39kUSD)	Low	81.50%	<a href="#">🔗</a>
Night Stocker	39k-54k BRL (8k-11kUSD)	Low	91.50%	<a href="#">🔗</a>
Presales Consultant	169k-179k BRL (34k-36kUSD)	Low	92.50%	<a href="#">🔗</a>
Route Sales Representative	64k-84k BRL (13k-17kUSD)	Low	90.50%	<a href="#">🔗</a>
Sales Account Executive	94k-119k BRL (19k-24kUSD)	Medium	86.50%	<a href="#">🔗</a>
Sales Administrator	74k-104k BRL (15k-21kUSD)	Low	88.50%	<a href="#">🔗</a>
Sales Analyst	79k-104k BRL (16k-21kUSD)	High	75.50%	<a href="#">🔗</a>
Sales Assistant	79k-99k BRL (16k-20kUSD)	High	92.50%	<a href="#">🔗</a>
Sales Associate	89k-99k BRL (18k-20kUSD)	Low	92.50%	<a href="#">🔗</a>
Sales Development Manager	114k-139k BRL (23k-28kUSD)	High	92.50%	<a href="#">🔗</a>
Sales Director	247k-262k BRL (49k-52kUSD)	Low	83.50%	<a href="#">🔗</a>
Sales Engineer	149k-154k BRL (30k-31kUSD)	High	92.50%	<a href="#">🔗</a>

Sales Manager	174k-224k BRL (35k-45kUSD)	Medium	79.50%	<a href="#">🔗</a>
Sales Officer	99k-99k BRL (20k-20kUSD)	Low	92.50%	<a href="#">🔗</a>
Sales Operations	109k-139k BRL (22k-28kUSD)	Medium	73.50%	<a href="#">🔗</a>
Sales Representative	89k-109k BRL (18k-22kUSD)	Low	85.50%	<a href="#">🔗</a>
Sales Support Manager	119k-129k BRL (24k-26kUSD)	High	83.50%	<a href="#">🔗</a>
Sales Trainer	99k-134k BRL (20k-27kUSD)	Low	92.50%	<a href="#">🔗</a>
Service Manager	149k-179k BRL (30k-36kUSD)	Medium	92.50%	<a href="#">🔗</a>
Store Manager	74k-99k BRL (15k-20kUSD)	High	81.50%	<a href="#">🔗</a>
Store Team Member	39k-54k BRL (8k-11kUSD)	Low	92.50%	<a href="#">🔗</a>

## Science and Research

Title	Salary band	Demand	Confidence ratio	More info
Biologist	94k-104k BRL (19k-21kUSD)	Low	72.50%	<a href="#">🔗</a>
Principal Scientist	179k-199k BRL (36k-40kUSD)	Low	92.50%	<a href="#">🔗</a>
Quality Control Chemist	74k-89k BRL (15k-18kUSD)	Low	92.50%	<a href="#">🔗</a>
Research Analyst	104k-114k BRL (21k-23kUSD)	High	92.50%	<a href="#">🔗</a>
Research Assistant	79k-89k BRL (16k-18kUSD)	Low	92.50%	<a href="#">🔗</a>
Research Associate	84k-104k BRL (17k-21kUSD)	Low	83.50%	<a href="#">🔗</a>
Research Coordinator	79k-84k BRL (16k-17kUSD)	Low	82.50%	<a href="#">🔗</a>
Research Director	194k-229k BRL (39k-46kUSD)	Low	92.50%	<a href="#">🔗</a>
Research Fellow	64k-79k BRL (13k-16kUSD)	Low	89.50%	<a href="#">🔗</a>
Research Manager	114k-139k BRL (23k-28kUSD)	High	92.50%	<a href="#">🔗</a>
Research Scientist	109k-134k BRL (22k-27kUSD)	Low	90.50%	<a href="#">🔗</a>
Research Specialist	89k-94k BRL (18k-19kUSD)	Low	92.50%	<a href="#">🔗</a>

Research Technician	54k-84k BRL (11k-17kUSD)	Low	78.50%	<a href="#">🔗</a>
Research and Development Engineer	154k-169k BRL (31k-34kUSD)	Low	75.50%	<a href="#">🔗</a>
Research and Development Manager	159k-179k BRL (32k-36kUSD)	High	92.50%	<a href="#">🔗</a>
Scientist	149k-179k BRL (30k-36kUSD)	Low	92.50%	<a href="#">🔗</a>

## Transportation

Title	Salary band	Demand	Confidence ratio	More info
Bundle Packer	54k-64k BRL (11k-13kUSD)	High	92.50%	<a href="#">🔗</a>
Chauffeur	64k-74k BRL (13k-15kUSD)	Low	89.00%	<a href="#">🔗</a>
Delivery Driver	64k-69k BRL (13k-14kUSD)	High	99.00%	<a href="#">🔗</a>
Order Picker	54k-59k BRL (11k-12kUSD)	High	100.00%	<a href="#">🔗</a>
Package Delivery Driver	79k-104k BRL (16k-21kUSD)	High	92.50%	<a href="#">🔗</a>
Package Handler	49k-59k BRL (10k-12kUSD)	Low	76.30%	<a href="#">🔗</a>
Traffic Agent	49k-64k BRL (10k-13kUSD)	Low	96.50%	<a href="#">🔗</a>
Traffic Manager	99k-124k BRL (20k-25kUSD)	High	92.50%	<a href="#">🔗</a>
Transport Controller	49k-59k BRL (10k-12kUSD)	High	89.00%	<a href="#">🔗</a>
Transportation Security Inspector	99k-99k BRL (20k-20kUSD)	Low	92.50%	<a href="#">🔗</a>
Transportation Security Officer	69k-99k BRL (14k-20kUSD)	Low	91.80%	<a href="#">🔗</a>

# Canada

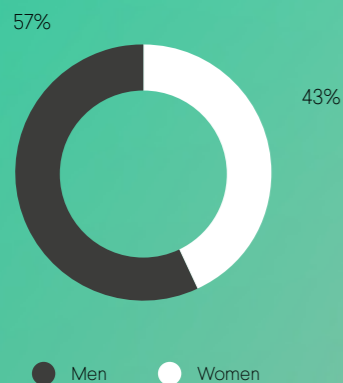
Canada, a vast expanse of natural beauty and economic resilience, harmoniously integrates its historical roots with a contemporary economic powerhouse.

The nation's diverse workforce, representing a spectrum of professional expertise, positions Canada as a global leader in technological innovation and financial acumen. Located strategically in North America, Canada's global

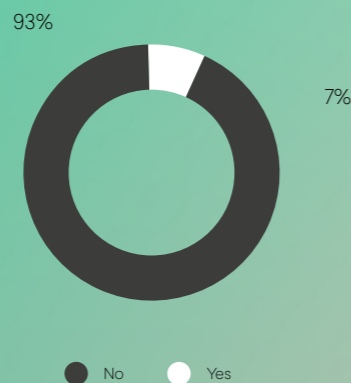
connectivity and business-friendly policies make it an attractive destination for multinational corporations seeking a stable entry into the North American markets. In this seamless blend of tradition and progressive enterprise, Canada confidently stands as a multifaceted hub for trade, commerce, and cutting-edge innovation.



## Gender occupation



## Remote work



Population: 38M people

GDP: \$2M

Cost of living: 68.2


Cost of living + rent: 52.5


\*For more city charts details, see annex on page 202.


## Relevant Sectors

- Natural Resources
- Finance and Banking
- Technology and Innovation


★ Public Holidays: 13 days / year    ★ Working hours: 40 h / week    ★

 Minimum wage per hour is between 14 and 17.59 CAD (between 10.4 and 13.07 USD) depending on the jurisdiction.

 Ratio professionals/ job opening: 4,35

 Benefits:

- Professional Development
- Health Insurance
- Work From Home

 Average country salary/month: \$3204

## Canada Companies



## Administrative Support

Title	Salary band	Demand	Confidence ratio	More info
Administrative Coordinator	55k -64k CAD (41k-48kUSD)	High	91.50%	<a href="#">🔗</a>
Administrative Manager	82k -99k CAD (61k-74kUSD)	High	85.50%	<a href="#">🔗</a>
City Carrier Assistant	43k -45k CAD (32k-34kUSD)	Low	92.50%	<a href="#">🔗</a>
Document Controller	52k -64k CAD (39k-48kUSD)	High	84.00%	<a href="#">🔗</a>
Front Desk Agent	40k -48k CAD (30k-36kUSD)	High	97.90%	<a href="#">🔗</a>
Intermodal Customer Service	70k -91k CAD (52k-68kUSD)	High	79.50%	<a href="#">🔗</a>
Library Aide	29k -33k CAD (22k-25kUSD)	High	91.50%	<a href="#">🔗</a>
Library Clerk	35k -39k CAD (26k-29kUSD)	High	92.50%	<a href="#">🔗</a>
Library Director	70k -105k CAD (52k-78kUSD)	High	81.00%	<a href="#">🔗</a>
Library Technician	36k -39k CAD (27k-29kUSD)	High	80.00%	<a href="#">🔗</a>
Mail Processing Clerk	45k -52k CAD (34k-39kUSD)	High	99.70%	<a href="#">🔗</a>
Member Service Representative	45k -49k CAD (34k-37kUSD)	High	97.30%	<a href="#">🔗</a>
Office Administrator	52k -56k CAD (39k-42kUSD)	High	88.50%	<a href="#">🔗</a>
Office Manager	67k -71k CAD (50k-53kUSD)	High	84.00%	<a href="#">🔗</a>
Secretary	48k -54k CAD (36k-40kUSD)	Medium	92.50%	<a href="#">🔗</a>
Storekeeper	56k -59k CAD (42k-44kUSD)	High	90.00%	<a href="#">🔗</a>
Team Administrator	43k -51k CAD (32k-38kUSD)	High	92.50%	<a href="#">🔗</a>
Trouble Dispatcher	52k -71k CAD (39k-53kUSD)	Medium	88.00%	<a href="#">🔗</a>

## Community and Social Services

Title	Salary band	Demand	Confidence ratio	More info
Babysitter	40k -44k CAD (30k-33kUSD)	High	89.50%	<a href="#">🔗</a>
Hair Stylist	37k -44k CAD (28k-33kUSD)	High	91.00%	<a href="#">🔗</a>
Nanny	41k -48k CAD (31k-36kUSD)	High	92.50%	<a href="#">🔗</a>
Personal Support Worker	41k -47k CAD (31k-35kUSD)	High	100.00%	<a href="#">🔗</a>
Social Worker	91k -102k CAD (68k-76kUSD)	High	92.50%	<a href="#">🔗</a>

## Customer Support

Title	Salary band	Demand	Confidence ratio	More info
Customer Care Representative	40k -45k CAD (30k-34kUSD)	High	100.00%	<a href="#">🔗</a>
Customer Service Manager	66k -79k CAD (49k-59kUSD)	High	92.50%	<a href="#">🔗</a>
Customer Service Specialist	44k -47k CAD (33k-35kUSD)	High	92.50%	<a href="#">🔗</a>
Customer Success Manager	66k -87k CAD (49k-65kUSD)	High	92.50%	<a href="#">🔗</a>
Customer Support Agent	36k -39k CAD (27k-29kUSD)	High	92.00%	<a href="#">🔗</a>
Customer Support Supervisor	66k -74k CAD (49k-55kUSD)	High	73.00%	<a href="#">🔗</a>
Customer Support Team Leader	102k -145k CAD (76k-108kUSD)	High	80.50%	<a href="#">🔗</a>
Desktop Support	54k -60k CAD (40k-45kUSD)	High	92.50%	<a href="#">🔗</a>
Director of Customer Experience	148k -164k CAD (110k-122kUSD)	Low	92.50%	<a href="#">🔗</a>

## Design, Media, and Writing

Title	Salary band	Demand	Confidence ratio	More info
3D Artist	56k -64k CAD (42k-48kUSD)	Medium	92.50%	<a href="#">🔗</a>
Content Writer	49k -64k CAD (37k-48kUSD)	High	92.50%	<a href="#">🔗</a>
Copy Writer	62k -70k CAD (46k-52kUSD)	Low	88.50%	<a href="#">🔗</a>
Creative Director	128k -156k CAD (95k-116kUSD)	Medium	85.50%	<a href="#">🔗</a>
Design Engineer	78k -91k CAD (58k-68kUSD)	High	92.50%	<a href="#">🔗</a>
Design Manager	112k -120k CAD (83k-89kUSD)	High	94.00%	<a href="#">🔗</a>
Designer	49k -63k CAD (37k-47kUSD)	Low	90.00%	<a href="#">🔗</a>
Game Designer	67k -76k CAD (50k-57kUSD)	Medium	90.50%	<a href="#">🔗</a>
Graphic Designer	67k -74k CAD (50k-55kUSD)	High	87.50%	<a href="#">🔗</a>
Head of Design	157k -172k CAD (117k-128kUSD)	Medium	92.50%	<a href="#">🔗</a>
Industrial Designer	60k -71k CAD (45k-53kUSD)	Medium	92.50%	<a href="#">🔗</a>
Interior Designer	56k -63k CAD (42k-47kUSD)	Medium	92.50%	<a href="#">🔗</a>
Media Designer	64k -76k CAD (48k-57kUSD)	Medium	90.50%	<a href="#">🔗</a>
Product Designer	75k -86k CAD (56k-64kUSD)	High	92.50%	<a href="#">🔗</a>
Technical Writer	71k -82k CAD (53k-61kUSD)	Medium	92.50%	<a href="#">🔗</a>
User Experience Designer	87k -108k CAD (65k-80kUSD)	High	88.50%	<a href="#">🔗</a>
User Interface Designer	78k -89k CAD (58k-66kUSD)	Low	72.50%	<a href="#">🔗</a>
Video Editor	54k -64k CAD (40k-48kUSD)	Low	74.50%	<a href="#">🔗</a>
Visual Designer	74k -89k CAD (55k-66kUSD)	High	74.50%	<a href="#">🔗</a>
Web Designer	58k -68k CAD (43k-51kUSD)	High	92.50%	<a href="#">🔗</a>

## Education

Title	Salary band	Demand	Confidence ratio	More info
Academic Advisor	51k -54k CAD (38k-40kUSD)	High	88.00%	<a href="#">🔗</a>
Adjunct Professor	85k -95k CAD (63k-71kUSD)	Medium	80.50%	<a href="#">🔗</a>
Admissions Counselor	51k -66k CAD (38k-49kUSD)	High	92.50%	<a href="#">🔗</a>
Assistant Professor	67k -83k CAD (50k-62kUSD)	High	98.00%	<a href="#">🔗</a>
Assistant Teacher	45k -48k CAD (34k-36kUSD)	Low	83.00%	<a href="#">🔗</a>
Associate Professor	89k -109k CAD (66k-81kUSD)	Low	92.50%	<a href="#">🔗</a>
Education Consultant	59k -83k CAD (44k-62kUSD)	Medium	92.50%	<a href="#">🔗</a>
Education Coordinator	49k -60k CAD (37k-45kUSD)	Medium	100.00%	<a href="#">🔗</a>
Education Specialist	63k -75k CAD (47k-56kUSD)	High	92.50%	<a href="#">🔗</a>
Evaluator	39k -41k CAD (29k-31kUSD)	Medium	92.50%	<a href="#">🔗</a>
Headmaster	94k -122k CAD (70k-91kUSD)	High	100.00%	<a href="#">🔗</a>
Instructional Designer	72k -83k CAD (54k-62kUSD)	High	77.50%	<a href="#">🔗</a>
Lecturer	74k -93k CAD (55k-69kUSD)	Medium	100.00%	<a href="#">🔗</a>
Teacher	66k -74k CAD (49k-55kUSD)	Low	100.00%	<a href="#">🔗</a>

## Engineering and Technical

Title	Salary band	Demand	Confidence ratio	More info
Architect	108k -126k CAD (80k-94kUSD)	High	91.50%	<a href="#">🔗</a>
Civil Engineer	67k -72k CAD (50k-54kUSD)	High	92.50%	<a href="#">🔗</a>
Controls Engineer	82k -85k CAD (61k-63kUSD)	High	92.50%	<a href="#">🔗</a>
Electrical Engineer	98k -110k CAD (73k-82kUSD)	High	85.50%	<a href="#">🔗</a>

Engineer	72k -90k CAD (54k-67kUSD)	Medium	92.50%	<a href="#">🔗</a>
Engineering Director	194k -210k CAD (144k-156kUSD)	High	92.50%	<a href="#">🔗</a>
Engineering Vice President	280k -319k CAD (208k-237kUSD)	High	81.50%	<a href="#">🔗</a>
Field Service Engineer	86k -99k CAD (64k-74kUSD)	High	92.50%	<a href="#">🔗</a>
Hardware Engineer	81k -90k CAD (60k-67kUSD)	High	92.50%	<a href="#">🔗</a>
Head of Engineering	211k -231k CAD (155k-170kUSD)	High	92.50%	<a href="#">🔗</a>
Maintenance Engineer	78k -91k CAD (58k-68kUSD)	High	92.50%	<a href="#">🔗</a>
Mechanical Design Engineer	66k -82k CAD (49k-61kUSD)	High	92.50%	<a href="#">🔗</a>
Mechanical Engineer	82k -91k CAD (61k-68kUSD)	High	92.50%	<a href="#">🔗</a>
Process Engineer	90k -98k CAD (67k-73kUSD)	High	92.50%	<a href="#">🔗</a>
Project Engineer	91k -103k CAD (68k-77kUSD)	High	92.50%	<a href="#">🔗</a>
Staff Engineer	136k -152k CAD (101k-113kUSD)	High	92.50%	<a href="#">🔗</a>
Structural Engineer	85k -90k CAD (63k-67kUSD)	High	92.50%	<a href="#">🔗</a>
Test Engineer	70k -83k CAD (52k-62kUSD)	Medium	83.50%	<a href="#">🔗</a>
Validation Engineer	87k -102k CAD (65k-76kUSD)	High	92.50%	<a href="#">🔗</a>

## Finance

Title	Salary band	Demand	Confidence ratio	More info
Account Administrator	43k -49k CAD (32k-37kUSD)	Low	74.00%	<a href="#">🔗</a>
Accountant	63k -75k CAD (47k-56kUSD)	High	92.50%	<a href="#">🔗</a>
Accounting Manager	105k -114k CAD (78k-85kUSD)	High	100.00%	<a href="#">🔗</a>
Accounting Officer	76k -86k CAD (57k-64kUSD)	Medium	100.00%	<a href="#">🔗</a>
Accounting Specialist	60k -67k CAD (45k-50kUSD)	High	92.50%	<a href="#">🔗</a>
Accounts Payable Manager	75k -90k CAD (56k-67kUSD)	Medium	79.50%	<a href="#">🔗</a>

Accounts Payable Specialist	62k -74k CAD (46k-55kUSD)	High	92.50%	<a href="#">🔗</a>
Accounts Receivable Manager	86k -101k CAD (64k-75kUSD)	High	86.50%	<a href="#">🔗</a>
Auditor	64k -81k CAD (48k-60kUSD)	High	79.50%	<a href="#">🔗</a>
Back Office Specialist	28k -32k CAD (21k-24kUSD)	High	79.50%	<a href="#">🔗</a>
Bookkeeper	71k -94k CAD (53k-70kUSD)	High	80.50%	<a href="#">🔗</a>
Branch Manager	94k -121k CAD (70k-90kUSD)	High	95.00%	<a href="#">🔗</a>
Chief Financial Officer	187k -229k CAD (139k-170kUSD)	High	85.00%	<a href="#">🔗</a>
Claims Manager	93k -124k CAD (69k-92kUSD)	Low	82.00%	<a href="#">🔗</a>
Compliance Manager	120k -133k CAD (89k-99kUSD)	Medium	86.50%	<a href="#">🔗</a>
Compliance Officer	87k -98k CAD (65k-73kUSD)	Medium	100.00%	<a href="#">🔗</a>
Comptroller	110k -126k CAD (82k-94kUSD)	Low	88.50%	<a href="#">🔗</a>
Consular Liaison	66k -72k CAD (49k-54kUSD)	High	88.00%	<a href="#">🔗</a>
Credit Manager	87k -114k CAD (65k-85kUSD)	Medium	89.50%	<a href="#">🔗</a>
Finance Analyst	71k -81k CAD (53k-60kUSD)	High	80.50%	<a href="#">🔗</a>
Finance Assistant	49k -62k CAD (37k-46kUSD)	Low	96.50%	<a href="#">🔗</a>
Finance Director	147k -166k CAD (109k-123kUSD)	High	92.50%	<a href="#">🔗</a>
Finance Manager	113k -125k CAD (84k-93kUSD)	High	98.00%	<a href="#">🔗</a>
Financial Controller	94k -106k CAD (70k-79kUSD)	High	100.00%	<a href="#">🔗</a>
Financial Planning Analyst	86k -97k CAD (64k-72kUSD)	High	92.50%	<a href="#">🔗</a>
Financial Planning Manager	109k -139k CAD (81k-103kUSD)	High	100.00%	<a href="#">🔗</a>
Head of Finance	186k -191k CAD (138k-142kUSD)	High	71.50%	<a href="#">🔗</a>
Head of Tax	210k -236k CAD (156k-175kUSD)	Low	87.50%	<a href="#">🔗</a>
IT Analyst	71k -85k CAD (53k-63kUSD)	High	92.50%	<a href="#">🔗</a>
Investor Relations Manager	102k -133k CAD (76k-99kUSD)	High	92.50%	<a href="#">🔗</a>
Management Accountant	70k -78k CAD (52k-58kUSD)	High	92.50%	<a href="#">🔗</a>
Middle Office Specialist	93k -105k CAD (69k-78kUSD)	High	92.50%	<a href="#">🔗</a>
Pricing Analyst	66k -76k CAD (49k-57kUSD)	High	92.50%	<a href="#">🔗</a>

Pricing Manager	113k -128k CAD (84k-95kUSD)	Medium	92.50%	<a href="#">🔗</a>
Procurement Manager	125k -147k CAD (93k-109kUSD)	Medium	84.50%	<a href="#">🔗</a>
Procurement Specialist	75k -79k CAD (56k-59kUSD)	High	92.50%	<a href="#">🔗</a>
Quantitative Analyst	117k -133k CAD (87k-99kUSD)	Medium	92.50%	<a href="#">🔗</a>
Quantity Surveyor	86k -97k CAD (64k-72kUSD)	High	100.00%	<a href="#">🔗</a>
Revenue Accountant	70k -86k CAD (52k-64kUSD)	High	92.50%	<a href="#">🔗</a>
Revenue Manager	99k -116k CAD (74k-86kUSD)	High	82.50%	<a href="#">🔗</a>
Tax Accountant	67k -72k CAD (50k-54kUSD)	High	92.50%	<a href="#">🔗</a>
Tax Director	184k -205k CAD (137k-152kUSD)	High	77.50%	<a href="#">🔗</a>
Tax Manager	118k -126k CAD (88k-94kUSD)	High	100.00%	<a href="#">🔗</a>
Treasury Analyst	79k -90k CAD (59k-67kUSD)	High	91.50%	<a href="#">🔗</a>
Underwriter	74k -82k CAD (55k-61kUSD)	Medium	92.50%	<a href="#">🔗</a>

## Health

Title	Salary band	Demand	Confidence ratio	More info
Clinical Orthoptist	56k -64k CAD (42k-48kUSD)	Low	92.50%	<a href="#">🔗</a>
Health and Safety Coordinator	62k -71k CAD (46k-53kUSD)	High	96.00%	<a href="#">🔗</a>
Laboratory Analyst	58k -62k CAD (43k-46kUSD)	Medium	92.50%	<a href="#">🔗</a>
Laboratory Manager	81k -91k CAD (60k-68kUSD)	Low	85.50%	<a href="#">🔗</a>
Nurse	93k -108k CAD (69k-80kUSD)	High	89.50%	<a href="#">🔗</a>
Patient Transporter	41k -44k CAD (31k-33kUSD)	Low	92.50%	<a href="#">🔗</a>
Pharmacy Technician	89k -103k CAD (66k-77kUSD)	High	92.50%	<a href="#">🔗</a>
Veterinarian	85k -98k CAD (63k-73kUSD)	High	89.00%	<a href="#">🔗</a>

## Hospitality, Food, and Tourism

Title	Salary band	Demand	Confidence ratio	More info
Barmaid	32k -35k CAD (24k-26kUSD)	High	92.50%	<a href="#">🔗</a>
Chef de Cuisine	47k -56k CAD (35k-42kUSD)	High	100.00%	<a href="#">🔗</a>

## Human Resources

Title	Salary band	Demand	Confidence ratio	More info
Chief People Officer	184k -212k CAD (135k-156kUSD)	High	76.50%	<a href="#">🔗</a>
Head of People	155k -170k CAD (115k-126kUSD)	High	71.50%	<a href="#">🔗</a>
Head of Talent	141k -157k CAD (105k-117kUSD)	Low	92.50%	<a href="#">🔗</a>
Human Resources Advisor	75k -83k CAD (56k-62kUSD)	High	81.00%	<a href="#">🔗</a>
Human Resources Assistant	58k -62k CAD (43k-46kUSD)	Low	91.50%	<a href="#">🔗</a>
Human Resources Associate	94k -105k CAD (70k-78kUSD)	High	90.50%	<a href="#">🔗</a>
Human Resources Business Partner	99k -108k CAD (74k-80kUSD)	High	92.50%	<a href="#">🔗</a>
Human Resources Coordinator	70k -82k CAD (52k-61kUSD)	High	85.50%	<a href="#">🔗</a>
Human Resources Director	153k -157k CAD (114k-117kUSD)	High	72.50%	<a href="#">🔗</a>
Human Resources Generalist	79k -91k CAD (59k-68kUSD)	High	92.50%	<a href="#">🔗</a>
Human Resources Manager	112k -137k CAD (83k-102kUSD)	High	90.50%	<a href="#">🔗</a>
Human Resources Specialist	75k -97k CAD (56k-72kUSD)	High	90.50%	<a href="#">🔗</a>
Human Resources Systems Specialist	85k -89k CAD (63k-66kUSD)	Low	92.50%	<a href="#">🔗</a>
People Operations	71k -98k CAD (53k-73kUSD)	High	89.70%	<a href="#">🔗</a>
Recruiter	52k -64k CAD (39k-48kUSD)	Medium	92.50%	<a href="#">🔗</a>
Recruitment Consultant	51k -59k CAD (38k-44kUSD)	Medium	100.00%	<a href="#">🔗</a>

Recruitment Director	117k -132k CAD (87k-98kUSD)	Medium	92.50%	<a href="#">🔗</a>
Sourcer	78k -85k CAD (58k-63kUSD)	Low	92.50%	<a href="#">🔗</a>
Talent Acquisition Manager	112k -153k CAD (83k-114kUSD)	High	92.50%	<a href="#">🔗</a>
Technical Trainer	71k -81k CAD (53k-60kUSD)	Low	82.50%	<a href="#">🔗</a>
Training Manager	97k -112k CAD (72k-83kUSD)	Low	71.50%	<a href="#">🔗</a>

## Information Technology

Title	Salary band	Demand	Confidence ratio	More info
.NET Developer	76k -90k CAD (57k-67kUSD)	High	92.50%	<a href="#">🔗</a>
ABAP Developer	82k -95k CAD (61k-71kUSD)	Medium	89.50%	<a href="#">🔗</a>
Actuary	143k -153k CAD (106k-114kUSD)	Low	88.50%	<a href="#">🔗</a>
Agile Coach	139k -156k CAD (103k-116kUSD)	High	92.50%	<a href="#">🔗</a>
Analyst	67k -75k CAD (50k-56kUSD)	Medium	100.00%	<a href="#">🔗</a>
Analyst Programmer	74k -78k CAD (55k-58kUSD)	High	83.50%	<a href="#">🔗</a>
Android Developer	85k -103k CAD (63k-77kUSD)	High	88.50%	<a href="#">🔗</a>
Applications Developer	72k -85k CAD (54k-63kUSD)	High	92.50%	<a href="#">🔗</a>
Applications Support Engineer	103k -112k CAD (77k-83kUSD)	High	75.50%	<a href="#">🔗</a>
Automation Engineer	89k -101k CAD (66k-75kUSD)	High	92.50%	<a href="#">🔗</a>
Backend Developer	97k -116k CAD (72k-86kUSD)	High	87.50%	<a href="#">🔗</a>
Blockchain Developer	105k -128k CAD (78k-95kUSD)	High	92.50%	<a href="#">🔗</a>
Business Analyst	97k -108k CAD (72k-80kUSD)	High	92.50%	<a href="#">🔗</a>
Business Intelligence Analyst	75k -85k CAD (56k-63kUSD)	High	86.50%	<a href="#">🔗</a>
Business Intelligence Developer	75k -87k CAD (56k-65kUSD)	High	92.50%	<a href="#">🔗</a>
Business Intelligence Manager	135k -162k CAD (100k-120kUSD)	Medium	79.50%	<a href="#">🔗</a>

Business Process Analyst	72k -89k CAD (54k-66kUSD)	High	92.50%	<a href="#">🔗</a>
C++ Developer	98k -116k CAD (73k-86kUSD)	High	92.50%	<a href="#">🔗</a>
CRM Developer	98k -113k CAD (73k-84kUSD)	High	92.50%	<a href="#">🔗</a>
Chief Technology Officer	197k -240k CAD (146k-178kUSD)	High	95.00%	<a href="#">🔗</a>
Cloud Engineer	147k -168k CAD (109k-125kUSD)	High	86.50%	<a href="#">🔗</a>
Consultant	67k -85k CAD (50k-63kUSD)	High	91.00%	<a href="#">🔗</a>
Cyber Security Analyst	81k -97k CAD (60k-72kUSD)	Low	76.50%	<a href="#">🔗</a>
Data Analyst	56k -64k CAD (42k-48kUSD)	High	92.50%	<a href="#">🔗</a>
Data Architect	97k -124k CAD (72k-92kUSD)	High	92.50%	<a href="#">🔗</a>
Data Consultant	75k -93k CAD (56k-69kUSD)	High	92.50%	<a href="#">🔗</a>
Data Engineer	74k -90k CAD (55k-67kUSD)	Medium	92.50%	<a href="#">🔗</a>
Data Manager	106k -124k CAD (79k-92kUSD)	Medium	90.50%	<a href="#">🔗</a>
Data Scientist	110k -126k CAD (82k-94kUSD)	Medium	84.50%	<a href="#">🔗</a>
Data Specialist	54k -64k CAD (40k-48kUSD)	High	92.50%	<a href="#">🔗</a>
Database Administrator	89k -103k CAD (66k-77kUSD)	Medium	92.50%	<a href="#">🔗</a>
Database Developer	74k -91k CAD (55k-68kUSD)	High	88.50%	<a href="#">🔗</a>
Desktop Engineer	83k -103k CAD (62k-77kUSD)	High	92.50%	<a href="#">🔗</a>
DevOps Engineer	98k -114k CAD (73k-85kUSD)	High	92.50%	<a href="#">🔗</a>
Developer	79k -94k CAD (59k-70kUSD)	Medium	92.50%	<a href="#">🔗</a>
Director of Data	175k -202k CAD (130k-150kUSD)	Low	92.50%	<a href="#">🔗</a>
ERP Consultant	89k -105k CAD (66k-78kUSD)	High	73.50%	<a href="#">🔗</a>
Elixir Developer	108k -136k CAD (80k-101kUSD)	Low	95.30%	<a href="#">🔗</a>
Embedded Engineer	72k -85k CAD (54k-63kUSD)	High	90.50%	<a href="#">🔗</a>
Firmware Engineer	79k -90k CAD (59k-67kUSD)	High	92.50%	<a href="#">🔗</a>
Frontend Developer	72k -81k CAD (54k-60kUSD)	Medium	92.50%	<a href="#">🔗</a>
Full Stack Developer	74k -90k CAD (55k-67kUSD)	High	92.50%	<a href="#">🔗</a>
Functional Consultant	83k -94k CAD (62k-70kUSD)	High	92.50%	<a href="#">🔗</a>



GIS Specialist	68k -74k CAD (51k-55kUSD)	Medium	86.50%	<a href="#">🔗</a>
Game Developer	103k -112k CAD (77k-83kUSD)	High	71.50%	<a href="#">🔗</a>
Golang Developer	83k -103k CAD (62k-77kUSD)	High	97.50%	<a href="#">🔗</a>
Head of Data	213k -234k CAD (158k-174kUSD)	Low	87.50%	<a href="#">🔗</a>
IT Consultant	83k -98k CAD (62k-73kUSD)	High	84.50%	<a href="#">🔗</a>
IT Developer	66k -71k CAD (49k-53kUSD)	High	92.50%	<a href="#">🔗</a>
IT Manager	101k -125k CAD (75k-93kUSD)	High	84.50%	<a href="#">🔗</a>
Integration Engineer	83k -99k CAD (62k-74kUSD)	High	91.50%	<a href="#">🔗</a>
Java Developer	98k -121k CAD (73k-90kUSD)	High	92.50%	<a href="#">🔗</a>
Machine Learning Engineer	116k -140k CAD (86k-104kUSD)	High	84.50%	<a href="#">🔗</a>
Mobile Developer	76k -93k CAD (57k-69kUSD)	High	90.50%	<a href="#">🔗</a>
NetOps Engineer	78k -117k CAD (58k-87kUSD)	High	97.50%	<a href="#">🔗</a>
Network Engineer	72k -81k CAD (54k-60kUSD)	High	92.50%	<a href="#">🔗</a>
Network Manager	130k -144k CAD (97k-107kUSD)	Low	92.50%	<a href="#">🔗</a>
Nodejs Developer	79k -99k CAD (59k-74kUSD)	High	97.50%	<a href="#">🔗</a>
Oracle Database Administrator	113k -126k CAD (84k-94kUSD)	Medium	92.50%	<a href="#">🔗</a>
PHP Developer	75k -85k CAD (56k-63kUSD)	High	92.50%	<a href="#">🔗</a>
Platform Engineer	129k -144k CAD (96k-107kUSD)	High	75.50%	<a href="#">🔗</a>
Python Developer	76k -94k CAD (57k-70kUSD)	High	92.50%	<a href="#">🔗</a>
Quality Assurance Analyst	79k -85k CAD (59k-63kUSD)	High	90.50%	<a href="#">🔗</a>
Quality Assurance Engineer	86k -94k CAD (64k-70kUSD)	Low	92.50%	<a href="#">🔗</a>
Quality Assurance Manager	108k -128k CAD (80k-95kUSD)	High	97.00%	<a href="#">🔗</a>
Quality Assurance Tester	64k -72k CAD (48k-54kUSD)	Medium	93.30%	<a href="#">🔗</a>
React Developer	71k -85k CAD (53k-63kUSD)	High	77.50%	<a href="#">🔗</a>
Reporting Analyst	70k -81k CAD (52k-60kUSD)	High	92.50%	<a href="#">🔗</a>
Ruby Developer	85k -99k CAD (63k-74kUSD)	High	74.50%	<a href="#">🔗</a>
SAP FI	76k -90k CAD (57k-67kUSD)	High	78.50%	<a href="#">🔗</a>

SAP HCM	83k -93k CAD (62k-69kUSD)	High	92.50%	<a href="#">🔗</a>
SAP MM	86k -109k CAD (64k-81kUSD)	High	92.50%	<a href="#">🔗</a>
SAP SD	105k -120k CAD (78k-89kUSD)	High	79.50%	<a href="#">🔗</a>
SQL Developer	90k -98k CAD (67k-73kUSD)	High	92.50%	<a href="#">🔗</a>
Salesforce Administrator	89k -102k CAD (66k-76kUSD)	High	91.50%	<a href="#">🔗</a>
Salesforce Developer	103k -116k CAD (77k-86kUSD)	High	92.50%	<a href="#">🔗</a>
Scrum Master	99k -110k CAD (74k-82kUSD)	High	91.50%	<a href="#">🔗</a>
Security Consultant	90k -106k CAD (67k-79kUSD)	Medium	83.50%	<a href="#">🔗</a>
Security Engineer	139k -152k CAD (103k-113kUSD)	High	89.50%	<a href="#">🔗</a>
Site Reliability Engineer	124k -145k CAD (92k-108kUSD)	High	92.50%	<a href="#">🔗</a>
Software Architect	120k -136k CAD (89k-101kUSD)	High	92.50%	<a href="#">🔗</a>
Software Developer	76k -90k CAD (57k-67kUSD)	High	92.50%	<a href="#">🔗</a>
Software Engineer	101k -117k CAD (75k-87kUSD)	High	92.50%	<a href="#">🔗</a>
Software Engineering Manager	120k -128k CAD (89k-95kUSD)	High	98.40%	<a href="#">🔗</a>
Software Test Engineer	86k -103k CAD (64k-77kUSD)	High	90.50%	<a href="#">🔗</a>
Software Tester	83k -90k CAD (62k-67kUSD)	Medium	86.50%	<a href="#">🔗</a>
Solution Architect	128k -133k CAD (95k-99kUSD)	Medium	91.50%	<a href="#">🔗</a>
Solutions Analyst	63k -85k CAD (47k-63kUSD)	High	73.50%	<a href="#">🔗</a>
Systems Administrator	74k -85k CAD (55k-63kUSD)	High	92.50%	<a href="#">🔗</a>
Systems Engineer	86k -98k CAD (64k-73kUSD)	Medium	92.50%	<a href="#">🔗</a>
Systems Technician	64k -82k CAD (48k-61kUSD)	High	92.50%	<a href="#">🔗</a>
Technical Analyst	59k -82k CAD (44k-61kUSD)	High	92.50%	<a href="#">🔗</a>
Technical Architect	109k -130k CAD (81k-97kUSD)	High	92.50%	<a href="#">🔗</a>
Technical Lead	114k -128k CAD (85k-95kUSD)	High	77.00%	<a href="#">🔗</a>
Technical Manager	160k -183k CAD (119k-136kUSD)	Low	92.50%	<a href="#">🔗</a>
Technical Project Manager	87k -97k CAD (65k-72kUSD)	High	92.50%	<a href="#">🔗</a>
Technical Specialist	71k -93k CAD (53k-69kUSD)	High	100.00%	<a href="#">🔗</a>

Technical Support Engineer	72k -86k CAD (54k-64kUSD)	High	76.50%	<a href="#">🔗</a>
Technical Support Manager	129k -136k CAD (96k-101kUSD)	Medium	75.50%	<a href="#">🔗</a>
Technical Support Representative	44k -52k CAD (33k-39kUSD)	Medium	100.00%	<a href="#">🔗</a>
Technical Support Specialist	56k -66k CAD (42k-49kUSD)	High	83.50%	<a href="#">🔗</a>
Test Automation Engineer	78k -90k CAD (58k-67kUSD)	High	87.50%	<a href="#">🔗</a>
Web Developer	60k -70k CAD (45k-52kUSD)	High	92.50%	<a href="#">🔗</a>
iOS Developer	79k -101k CAD (59k-75kUSD)	Medium	92.50%	<a href="#">🔗</a>

## Installation, Maintenance, and Repair

Title	Salary band	Demand	Confidence ratio	More info
Electrical and Instrumentation Technician	49k -56k CAD (37k-42kUSD)	High	96.50%	<a href="#">🔗</a>
Electrician	56k -62k CAD (42k-46kUSD)	High	92.50%	<a href="#">🔗</a>
Field Service Technician	58k -66k CAD (43k-49kUSD)	High	92.50%	<a href="#">🔗</a>
Maintenance Technician	63k -71k CAD (47k-53kUSD)	High	89.50%	<a href="#">🔗</a>
Manufacturing Technician	54k -64k CAD (40k-48kUSD)	High	92.50%	<a href="#">🔗</a>
Mechanical Maintenance	68k -74k CAD (51k-55kUSD)	High	92.50%	<a href="#">🔗</a>
Support Technician	47k -55k CAD (35k-41kUSD)	High	92.50%	<a href="#">🔗</a>

## Law, Compliance, and Public Safety

Title	Salary band	Demand	Confidence ratio	More info
Chief Legal Officer	243k -287k CAD (180k-213kUSD)	Low	87.50%	<a href="#">🔗</a>

Compliance Specialist	81k -90k CAD (60k-67kUSD)	High	92.50%	<a href="#">🔗</a>
Facilitator	47k -60k CAD (35k-45kUSD)	Medium	77.50%	<a href="#">🔗</a>
General Counsel	226k -264k CAD (168k-196kUSD)	High	92.50%	<a href="#">🔗</a>
Head of Legal	241k -290k CAD (179k-215kUSD)	Medium	87.50%	<a href="#">🔗</a>
Immigration Associate	99k -105k CAD (74k-78kUSD)	High	90.50%	<a href="#">🔗</a>
Immigration Consultant	89k -108k CAD (66k-80kUSD)	Medium	100.00%	<a href="#">🔗</a>
Immigration Paralegal	58k -66k CAD (43k-49kUSD)	High	83.00%	<a href="#">🔗</a>
Lawyer	106k -124k CAD (79k-92kUSD)	Low	96.00%	<a href="#">🔗</a>
Legal Assistant	54k -59k CAD (40k-44kUSD)	Low	100.00%	<a href="#">🔗</a>
Legal Counsel	132k -145k CAD (98k-108kUSD)	High	100.00%	<a href="#">🔗</a>
Prosecutor	66k -79k CAD (49k-59kUSD)	Medium	79.00%	<a href="#">🔗</a>
Safety Manager	122k -133k CAD (91k-99kUSD)	Low	85.50%	<a href="#">🔗</a>
Safety Specialist	85k -98k CAD (63k-73kUSD)	High	92.50%	<a href="#">🔗</a>
Security Specialist	78k -99k CAD (58k-74kUSD)	High	92.50%	<a href="#">🔗</a>
Staff Counsel	82k -99k CAD (61k-74kUSD)	Low	90.50%	<a href="#">🔗</a>

## Marketing

Title	Salary band	Demand	Confidence ratio	More info
Affiliate Manager	83k -99k CAD (62k-74kUSD)	High	83.50%	<a href="#">🔗</a>
CRM Manager	82k -95k CAD (61k-71kUSD)	High	89.50%	<a href="#">🔗</a>
Communications Manager	126k -149k CAD (94k-111kUSD)	Medium	73.00%	<a href="#">🔗</a>
Communications Specialist	89k -91k CAD (66k-68kUSD)	High	99.00%	<a href="#">🔗</a>
Community Manager	55k -70k CAD (41k-52kUSD)	High	78.50%	<a href="#">🔗</a>
Demand Generation Manager	121k -130k CAD (90k-97kUSD)	High	85.50%	<a href="#">🔗</a>

Digital Marketing Strategist	97k -105k CAD (72k-78kUSD)	High	86.50%	<a href="#">🔗</a>
Email Marketing Specialist	60k -60k CAD (45k-45kUSD)	High	95.00%	<a href="#">🔗</a>
Event Manager	60k -67k CAD (45k-50kUSD)	High	92.50%	<a href="#">🔗</a>
Head of Marketing	195k -243k CAD (145k-180kUSD)	Medium	92.50%	<a href="#">🔗</a>
Marketer	59k -74k CAD (44k-55kUSD)	High	92.50%	<a href="#">🔗</a>
Marketing Assistant	75k -79k CAD (56k-59kUSD)	Low	92.50%	<a href="#">🔗</a>
Marketing Communications Manager	99k -110k CAD (74k-82kUSD)	High	89.50%	<a href="#">🔗</a>
Marketing Director	135k -157k CAD (100k-117kUSD)	Medium	71.50%	<a href="#">🔗</a>
Marketing Executive	81k -90k CAD (60k-67kUSD)	High	88.50%	<a href="#">🔗</a>
Marketing Manager	110k -133k CAD (82k-99kUSD)	Medium	85.00%	<a href="#">🔗</a>
Marketing Specialist	91k -102k CAD (68k-76kUSD)	High	82.50%	<a href="#">🔗</a>
Partnerships Manager	79k -90k CAD (59k-67kUSD)	Low	92.50%	<a href="#">🔗</a>
Product Marketing Manager	108k -117k CAD (80k-87kUSD)	High	97.00%	<a href="#">🔗</a>
Public Relations Specialist	70k -75k CAD (52k-56kUSD)	Medium	90.50%	<a href="#">🔗</a>
Search Engine Optimizer	59k -68k CAD (44k-51kUSD)	Medium	75.50%	<a href="#">🔗</a>
Social Media Manager	86k -101k CAD (64k-75kUSD)	High	81.50%	<a href="#">🔗</a>
Social Media Specialist	45k -52k CAD (34k-39kUSD)	High	100.00%	<a href="#">🔗</a>

## Operations

Title	Salary band	Demand	Confidence ratio	More info
Adjutant General	120k -156k CAD (89k-116kUSD)	Low	87.50%	<a href="#">🔗</a>
Administrator	70k -89k CAD (52k-66kUSD)	High	86.50%	<a href="#">🔗</a>
Advisor	67k -82k CAD (50k-61kUSD)	Low	85.50%	<a href="#">🔗</a>
Area Manager	113k -137k CAD (84k-102kUSD)	Low	92.50%	<a href="#">🔗</a>

Assembly Operator	66k -75k CAD (49k-56kUSD)	High	83.50%	<a href="#">🔗</a>
Cargo Handler	40k -47k CAD (30k-35kUSD)	High	92.50%	<a href="#">🔗</a>
Chief Operating Officer	311k -369k CAD (231k-274kUSD)	Medium	80.00%	<a href="#">🔗</a>
Compliance Analyst	79k -89k CAD (59k-66kUSD)	High	71.50%	<a href="#">🔗</a>
Customer Operations Manager	101k -132k CAD (75k-98kUSD)	High	92.50%	<a href="#">🔗</a>
Demand Planner	68k -76k CAD (51k-57kUSD)	High	93.00%	<a href="#">🔗</a>
Forklift Driver	45k -49k CAD (34k-37kUSD)	High	100.00%	<a href="#">🔗</a>
Head of Strategy	155k -182k CAD (115k-135kUSD)	Medium	70.50%	<a href="#">🔗</a>
Head of Transport Logistics	295k -360k CAD (219k-267kUSD)	Medium	87.50%	<a href="#">🔗</a>
Logging Worker	41k -45k CAD (31k-34kUSD)	High	100.00%	<a href="#">🔗</a>
Logistician	66k -81k CAD (49k-60kUSD)	High	92.50%	<a href="#">🔗</a>
Logistics Coordinator	49k -54k CAD (37k-40kUSD)	High	92.50%	<a href="#">🔗</a>
Logistics Manager	167k -176k CAD (124k-131kUSD)	Low	75.50%	<a href="#">🔗</a>
Machine Operator	48k -49k CAD (36k-37kUSD)	High	98.10%	<a href="#">🔗</a>
Manager	153k -184k CAD (114k-137kUSD)	Low	83.00%	<a href="#">🔗</a>
Operations Coordinator	52k -63k CAD (39k-47kUSD)	High	92.50%	<a href="#">🔗</a>
Operations Director	164k -180k CAD (122k-134kUSD)	Low	83.50%	<a href="#">🔗</a>
Operations Engineer	108k -118k CAD (80k-88kUSD)	Medium	92.50%	<a href="#">🔗</a>
Operations Manager	114k -145k CAD (85k-108kUSD)	High	82.50%	<a href="#">🔗</a>
Operations Specialist	81k -98k CAD (60k-73kUSD)	High	92.50%	<a href="#">🔗</a>
Operations Support Manager	103k -125k CAD (77k-93kUSD)	High	78.50%	<a href="#">🔗</a>
Operations Technician	44k -56k CAD (33k-42kUSD)	Medium	92.50%	<a href="#">🔗</a>
Operations Vice President	234k -255k CAD (174k-189kUSD)	High	81.50%	<a href="#">🔗</a>
Plant Technician	51k -64k CAD (38k-48kUSD)	High	92.50%	<a href="#">🔗</a>
Program Manager	135k -153k CAD (100k-114kUSD)	Medium	100.00%	<a href="#">🔗</a>
Project Director	155k -179k CAD (115k-133kUSD)	Medium	82.50%	<a href="#">🔗</a>
Project Leader	97k -110k CAD (72k-82kUSD)	Medium	88.00%	<a href="#">🔗</a>

Purchasing Manager	114k -139k CAD (85k-103kUSD)	Medium	84.50%	<a href="#">🔗</a>
Quality Lead	75k -82k CAD (56k-61kUSD)	High	92.50%	<a href="#">🔗</a>
Strategy Manager	116k -133k CAD (86k-99kUSD)	Low	73.50%	<a href="#">🔗</a>
Supply Chain Manager	135k -145k CAD (100k-108kUSD)	High	73.50%	<a href="#">🔗</a>
Warehouse Assistant	41k -48k CAD (31k-36kUSD)	Medium	75.00%	<a href="#">🔗</a>
Warehouse Associate	40k -47k CAD (30k-35kUSD)	High	92.50%	<a href="#">🔗</a>
Warehouse Lead	59k -67k CAD (44k-50kUSD)	High	79.50%	<a href="#">🔗</a>
Warehouse Loader	44k -52k CAD (33k-39kUSD)	High	86.50%	<a href="#">🔗</a>
Warehouse Manager	89k -97k CAD (66k-72kUSD)	High	96.00%	<a href="#">🔗</a>
Warehouse Selector	56k -68k CAD (42k-51kUSD)	High	92.50%	<a href="#">🔗</a>
Warehouse Supervisor	56k -68k CAD (42k-51kUSD)	High	100.00%	<a href="#">🔗</a>
Warehouse Worker	40k -43k CAD (30k-32kUSD)	High	100.00%	<a href="#">🔗</a>
Woods Boss	83k -87k CAD (62k-65kUSD)	Low	99.00%	<a href="#">🔗</a>

## Product

Title	Salary band	Demand	Confidence ratio	More info
Director of Product	187k -203k CAD (139k-151kUSD)	High	91.50%	<a href="#">🔗</a>
Head of Product	228k -268k CAD (169k-199kUSD)	High	92.50%	<a href="#">🔗</a>
Implementation Specialist	64k -78k CAD (48k-58kUSD)	High	74.50%	<a href="#">🔗</a>
Product Analyst	81k -97k CAD (60k-72kUSD)	High	88.50%	<a href="#">🔗</a>
Product Manager	103k -117k CAD (77k-87kUSD)	Medium	87.00%	<a href="#">🔗</a>
Product Owner	90k -108k CAD (67k-80kUSD)	High	92.50%	<a href="#">🔗</a>
Product Specialist	62k -74k CAD (46k-55kUSD)	Medium	92.50%	<a href="#">🔗</a>

## Production

Title	Salary band	Demand	Confidence ratio	More info
Manufacturing Engineer	82k -97k CAD (61k-72kUSD)	High	90.50%	<a href="#">🔗</a>
Material Handler	48k -51k CAD (36k-38kUSD)	High	92.50%	<a href="#">🔗</a>
Operator	76k -91k CAD (57k-68kUSD)	Low	91.50%	<a href="#">🔗</a>
Production Supervisor	82k -86k CAD (61k-64kUSD)	High	92.50%	<a href="#">🔗</a>
Quality Engineer	81k -87k CAD (60k-65kUSD)	High	92.50%	<a href="#">🔗</a>

## Sales

Title	Salary band	Demand	Confidence ratio	More info
Account Manager	82k -101k CAD (61k-75kUSD)	High	100.00%	<a href="#">🔗</a>
Area Sales Manager	82k -87k CAD (61k-65kUSD)	Low	92.50%	<a href="#">🔗</a>
Business Development Executive	48k -60k CAD (36k-45kUSD)	High	92.50%	<a href="#">🔗</a>
Business Development Manager	91k -112k CAD (68k-83kUSD)	High	100.00%	<a href="#">🔗</a>
Business Development Representative	67k -78k CAD (50k-58kUSD)	High	100.00%	<a href="#">🔗</a>
Channel Sales	103k -112k CAD (77k-83kUSD)	High	92.50%	<a href="#">🔗</a>
Chief Revenue Officer	228k -276k CAD (169k-205kUSD)	Medium	76.50%	<a href="#">🔗</a>
Commercial Director	136k -162k CAD (101k-120kUSD)	High	96.00%	<a href="#">🔗</a>
Commercial Manager	74k -95k CAD (55k-71kUSD)	High	100.00%	<a href="#">🔗</a>
Commercial Technician	54k -63k CAD (40k-47kUSD)	High	100.00%	<a href="#">🔗</a>
Customer Onboarding Specialist	51k -55k CAD (38k-41kUSD)	High	77.50%	<a href="#">🔗</a>
Customer Service Associate	40k -43k CAD (30k-32kUSD)	High	90.50%	<a href="#">🔗</a>
Development Manager	133k -153k CAD (99k-114kUSD)	Low	82.00%	<a href="#">🔗</a>

Engagement Director	126k -152k CAD (94k-113kUSD)	Low	81.50%	<a href="#">🔗</a>
Head of Business Development	148k -157k CAD (110k-117kUSD)	Low	92.50%	<a href="#">🔗</a>
Head of Sales	164k -194k CAD (122k-144kUSD)	Medium	92.50%	<a href="#">🔗</a>
Inside Sales Representative	47k -58k CAD (35k-43kUSD)	High	74.50%	<a href="#">🔗</a>
Night Stocker	32k -33k CAD (24k-25kUSD)	High	84.00%	<a href="#">🔗</a>
Presales Consultant	102k -117k CAD (76k-87kUSD)	Medium	92.50%	<a href="#">🔗</a>
Route Sales Representative	54k -63k CAD (40k-47kUSD)	High	100.00%	<a href="#">🔗</a>
Sales Account Executive	52k -63k CAD (39k-47kUSD)	High	92.50%	<a href="#">🔗</a>
Sales Administrator	54k -62k CAD (40k-46kUSD)	High	90.50%	<a href="#">🔗</a>
Sales Analyst	68k -82k CAD (51k-61kUSD)	High	96.50%	<a href="#">🔗</a>
Sales Assistant	74k -78k CAD (55k-58kUSD)	Low	92.50%	<a href="#">🔗</a>
Sales Associate	41k -51k CAD (31k-38kUSD)	High	75.00%	<a href="#">🔗</a>
Sales Development Manager	87k -109k CAD (65k-81kUSD)	High	92.50%	<a href="#">🔗</a>
Sales Director	143k -157k CAD (106k-117kUSD)	Low	89.50%	<a href="#">🔗</a>
Sales Engineer	87k -106k CAD (65k-79kUSD)	High	92.50%	<a href="#">🔗</a>
Sales Manager	107k -126k CAD (79k-93kUSD)	Low	100.00%	<a href="#">🔗</a>
Sales Officer	72k -82k CAD (54k-61kUSD)	Medium	92.50%	<a href="#">🔗</a>
Sales Representative	59k -74k CAD (44k-55kUSD)	Low	85.50%	<a href="#">🔗</a>
Sales Support Manager	102k -112k CAD (76k-83kUSD)	High	92.50%	<a href="#">🔗</a>
Sales Trainer	72k -94k CAD (54k-70kUSD)	Medium	92.50%	<a href="#">🔗</a>
Service Manager	109k -137k CAD (81k-102kUSD)	High	84.00%	<a href="#">🔗</a>
Stockkeeper	51k -58k CAD (38k-43kUSD)	High	81.00%	<a href="#">🔗</a>
Store Manager	55k -63k CAD (41k-47kUSD)	High	80.50%	<a href="#">🔗</a>
Store Shopper	43k -48k CAD (32k-36kUSD)	Low	92.50%	<a href="#">🔗</a>
Store Stocker	56k -70k CAD (42k-52kUSD)	High	92.50%	<a href="#">🔗</a>
Store Team Member	45k -47k CAD (34k-35kUSD)	High	92.50%	<a href="#">🔗</a>

## Science and Research

Title	Salary band	Demand	Confidence ratio	More info
Biologist	60k -67k CAD (45k-50kUSD)	Medium	92.50%	<a href="#">🔗</a>
Clinical Research Associate	94k -108k CAD (70k-80kUSD)	High	97.00%	<a href="#">🔗</a>
Head of Research	176k -193k CAD (131k-143kUSD)	Low	87.50%	<a href="#">🔗</a>
Medical Science Liaison	125k -140k CAD (93k-104kUSD)	High	91.50%	<a href="#">🔗</a>
Principal Scientist	137k -155k CAD (102k-115kUSD)	Medium	92.50%	<a href="#">🔗</a>
Quality Control Chemist	62k -70k CAD (46k-52kUSD)	Low	92.50%	<a href="#">🔗</a>
Research Analyst	75k -86k CAD (56k-64kUSD)	High	91.50%	<a href="#">🔗</a>
Research Assistant	51k -60k CAD (38k-45kUSD)	Low	92.50%	<a href="#">🔗</a>
Research Associate	68k -90k CAD (51k-67kUSD)	High	82.50%	<a href="#">🔗</a>
Research Coordinator	60k -66k CAD (45k-49kUSD)	High	82.50%	<a href="#">🔗</a>
Research Director	145k -164k CAD (108k-122kUSD)	High	88.50%	<a href="#">🔗</a>
Research Fellow	54k -58k CAD (40k-43kUSD)	Low	92.50%	<a href="#">🔗</a>
Research Manager	97k -112k CAD (72k-83kUSD)	High	92.50%	<a href="#">🔗</a>
Research Scientist	87k -105k CAD (65k-78kUSD)	Medium	92.50%	<a href="#">🔗</a>
Research Specialist	62k -71k CAD (46k-53kUSD)	High	92.50%	<a href="#">🔗</a>
Research Technician	52k -58k CAD (39k-43kUSD)	Low	83.50%	<a href="#">🔗</a>
Research and Development Engineer	64k -76k CAD (48k-57kUSD)	High	76.50%	<a href="#">🔗</a>
Research and Development Manager	110k -128k CAD (82k-95kUSD)	High	92.50%	<a href="#">🔗</a>
Researcher	58k -70k CAD (43k-52kUSD)	Low	92.50%	<a href="#">🔗</a>
Scientist	79k -95k CAD (59k-71kUSD)	Low	90.50%	<a href="#">🔗</a>
User Researcher	106k -132k CAD (79k-98kUSD)	Medium	82.50%	<a href="#">🔗</a>

## Transportation

Title	Salary band	Demand	Confidence ratio	More info
Bundle Packer	48k -51k CAD (36k-38kUSD)	High	92.50%	<a href="#">🔗</a>
Chauffeur	56k -66k CAD (42k-49kUSD)	High	86.00%	<a href="#">🔗</a>
Class A CDL Truck Driver	91k -110k CAD (68k-82kUSD)	High	72.00%	<a href="#">🔗</a>
Company Driver	58k -68k CAD (43k-51kUSD)	High	100.00%	<a href="#">🔗</a>
Delivery Driver	49k -58k CAD (37k-43kUSD)	High	81.00%	<a href="#">🔗</a>
Order Picker	48k -51k CAD (36k-38kUSD)	High	100.00%	<a href="#">🔗</a>
Package Delivery Driver	62k -74k CAD (46k-55kUSD)	High	92.50%	<a href="#">🔗</a>
Package Handler	39k -41k CAD (29k-31kUSD)	High	87.50%	<a href="#">🔗</a>
Traffic Agent	33k -54k CAD (25k-40kUSD)	Medium	96.50%	<a href="#">🔗</a>
Traffic Manager	67k -74k CAD (50k-55kUSD)	Low	92.50%	<a href="#">🔗</a>
Transport Controller	85k -99k CAD (63k-74kUSD)	High	93.50%	<a href="#">🔗</a>
Transportation Manager	101k -108k CAD (75k-80kUSD)	High	90.50%	<a href="#">🔗</a>
Transportation Security Inspector	39k -51k CAD (29k-38kUSD)	High	79.10%	<a href="#">🔗</a>
Transportation Security Officer	72k -75k CAD (54k-56kUSD)	High	87.10%	<a href="#">🔗</a>

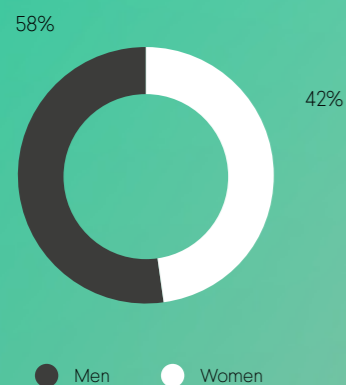
# Chile

Chile, nestled on the western edge of South America, seamlessly integrates a rich historical tapestry with its thriving economic dynamics. The nation's labor market, a bustling core of innovation, brings together a diverse pool of professionals, propelling Chile as a key player in South American tech advancement and financial acumen. With its strategic connectivity on a global scale and a business-

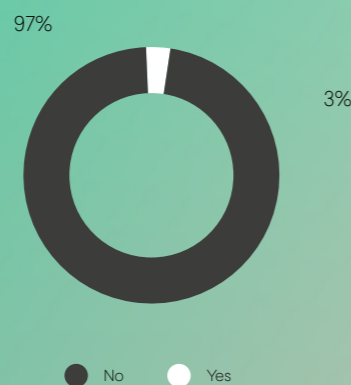
friendly environment, Chile attracts multinational giants, positioning itself as an optimal launchpad into the heart of the South American markets. In this harmonious coexistence of tradition and relentless progress, Chile confidently stands as a premier hub for trade, commerce, and unparalleled innovation.



## Gender occupation



## Remote work



Population: 20M people

GDP: \$344K

Cost of living: 41.6

Cost of living + rent: 27.2

\*For more city charts details, see annex on page 202.

## Relevant Sectors

- Mining and Minerals
- Renewable Energy
- Wine and Agriculture

\* Public Holidays: 16 days / year \* Working hours: 45 h / week \*

The national minimum wage per month is 460,000 CLP (494.21 USD) and it will be raised to 500,000 CLP (537.18 USD) as of 1st July 2024

Ratio professionals/ job opening: 2.41

Benefits:

- Casual Dress Code
- Flat Hierarchy
- Work-Life Balance

Average country salary/month: \$609

## Chile Companies



Codelco



Enel Chile



Concha y Toro

## Administrative Support

Title	Salary band	Demand	Confidence ratio	More info
Administrative Coordinator	21M-27M CIP (23k-29kUSD)	High	92.50%	<a href="#">🔗</a>
Administrative Manager	35M-43M CIP (37k-46kUSD)	Medium	91.70%	<a href="#">🔗</a>
City Carrier Assistant	27M-32M CIP (29k-34kUSD)	High	78.40%	<a href="#">🔗</a>
Data Processor	15M-19M CIP (16k-20kUSD)	High	79.90%	<a href="#">🔗</a>
Front Desk Agent	13M-17M CIP (14k-18kUSD)	Low	77.30%	<a href="#">🔗</a>
Intermodal Customer Service	17M-21M CIP (18k-23kUSD)	High	86.50%	<a href="#">🔗</a>
Library Aide	13M-15M CIP (14k-16kUSD)	Low	90.00%	<a href="#">🔗</a>
Library Associate	21M-24M CIP (22k-26kUSD)	Low	92.50%	<a href="#">🔗</a>
Library Clerk	17M-20M CIP (18k-21kUSD)	Low	84.50%	<a href="#">🔗</a>
Office Administrator	22M-24M CIP (24k-26kUSD)	High	89.50%	<a href="#">🔗</a>
Office Coordinator	24M-27M CIP (26k-29kUSD)	High	84.50%	<a href="#">🔗</a>
Receptionist	13M-16M CIP (14k-17kUSD)	High	92.50%	<a href="#">🔗</a>
Secretary	17M-19M CIP (18k-20kUSD)	High	92.50%	<a href="#">🔗</a>
Trouble Dispatcher	21M-23M CIP (22k-25kUSD)	High	90.40%	<a href="#">🔗</a>

## Community and Social Services

Title	Salary band	Demand	Confidence ratio	More info
Hair Stylist	15M-19M CIP (16k-20kUSD)	High	76.30%	<a href="#">🔗</a>

## Customer Support

Title	Salary band	Demand	Confidence ratio	More info
Call Center Representative	16M-18M CIP (17k-19kUSD)	High	92.50%	<a href="#">🔗</a>
Customer Service Representative	18M-23M CIP (19k-25kUSD)	High	92.50%	<a href="#">🔗</a>
Customer Service Specialist	23M-26M CIP (25k-28kUSD)	Low	95.70%	<a href="#">🔗</a>
Customer Success Director	55M-64M CIP (58k-68kUSD)	High	96.40%	<a href="#">🔗</a>
Customer Support Agent	19M-23M CIP (20k-25kUSD)	High	82.00%	<a href="#">🔗</a>
Customer Support Supervisor	13M-19M CIP (14k-20kUSD)	Low	78.70%	<a href="#">🔗</a>
Director of Customer Experience	64M-74M CIP (68k-78kUSD)	Low	100.00%	<a href="#">🔗</a>

## Design, Media, and Writing

Title	Salary band	Demand	Confidence ratio	More info
Creative Director	61M-77M CIP (64k-81kUSD)	High	88.50%	<a href="#">🔗</a>
Design Manager	43M-57M CIP (46k-60kUSD)	High	82.00%	<a href="#">🔗</a>
Designer	26M-32M CIP (28k-34kUSD)	High	92.50%	<a href="#">🔗</a>
Head of Design	87M-95M CIP (92k-100kUSD)	High	82.10%	<a href="#">🔗</a>



Industrial Designer	28M-31M CIP (30k-33kUSD)	High	92.50%	<a href="#">🔗</a>
Product Designer	25M-30M CIP (27k-32kUSD)	High	85.20%	<a href="#">🔗</a>
User Experience Manager	63M-69M CIP (67k-73kUSD)	Low	91.50%	<a href="#">🔗</a>
Video Editor	35M-39M CIP (37k-41kUSD)	High	92.60%	<a href="#">🔗</a>

## Education

Title	Salary band	Demand	Confidence ratio	More info
Academic Advisor	16M-23M CIP (17k-25kUSD)	High	85.50%	<a href="#">🔗</a>
Admissions Counselor	22M-28M CIP (24k-30kUSD)	High	92.50%	<a href="#">🔗</a>
Admitting Clerk	25M-28M CIP (27k-30kUSD)	Low	78.50%	<a href="#">🔗</a>
Assistant Professor	40M-50M CIP (42k-53kUSD)	Low	71.50%	<a href="#">🔗</a>
Associate Professor	38M-43M CIP (40k-46kUSD)	Low	92.50%	<a href="#">🔗</a>
Education Consultant	22M-32M CIP (24k-34kUSD)	High	92.50%	<a href="#">🔗</a>
Education Coordinator	40M-49M CIP (42k-52kUSD)	High	77.00%	<a href="#">🔗</a>
Instructional Designer	35M-42M CIP (37k-44kUSD)	High	95.00%	<a href="#">🔗</a>
Library Page	17M-19M CIP (18k-20kUSD)	Low	70.50%	<a href="#">🔗</a>

## Engineering and Technical

Title	Salary band	Demand	Confidence ratio	More info
Civil Engineer	44M-49M CIP (47k-52kUSD)	High	77.50%	<a href="#">🔗</a>
Commercial Engineer	41M-45M CIP (43k-48kUSD)	High	89.50%	<a href="#">🔗</a>

Controls Engineer	42M-42M CIP (44k-44kUSD)	High	92.50%	<a href="#">🔗</a>
Electrical Engineer	29M-39M CIP (31k-41kUSD)	High	78.60%	<a href="#">🔗</a>
Engineer	44M-55M CIP (47k-58kUSD)	Low	98.60%	<a href="#">🔗</a>
Engineering Vice President	111M-132M CIP (117k-139kUSD)	Medium	92.50%	<a href="#">🔗</a>
Hardware Engineer	47M-51M CIP (50k-54kUSD)	Low	92.60%	<a href="#">🔗</a>
Head of Engineering	57M-70M CIP (60k-74kUSD)	High	85.70%	<a href="#">🔗</a>
Maintenance Engineer	36M-40M CIP (38k-42kUSD)	High	80.50%	<a href="#">🔗</a>
Mechanical Design Engineer	29M-34M CIP (31k-36kUSD)	High	91.50%	<a href="#">🔗</a>
Process Engineer	47M-52M CIP (50k-55kUSD)	High	92.50%	<a href="#">🔗</a>
Project Engineer	42M-49M CIP (44k-52kUSD)	High	71.50%	<a href="#">🔗</a>
Staff Engineer	46M-60M CIP (49k-63kUSD)	High	92.50%	<a href="#">🔗</a>
Structural Engineer	50M-53M CIP (53k-56kUSD)	High	91.50%	<a href="#">🔗</a>
Test Engineer	41M-46M CIP (43k-49kUSD)	High	94.20%	<a href="#">🔗</a>
Validation Engineer	47M-50M CIP (50k-53kUSD)	Low	85.90%	<a href="#">🔗</a>

## Finance

Title	Salary band	Demand	Confidence ratio	More info
Accounting Bookkeeper	24M-31M CIP (26k-33kUSD)	High	95.70%	<a href="#">🔗</a>
Accounting Specialist	24M-27M CIP (26k-29kUSD)	High	74.50%	<a href="#">🔗</a>
Accounts Payable Specialist	17M-19M CIP (18k-20kUSD)	High	89.50%	<a href="#">🔗</a>
Auditor	29M-33M CIP (31k-35kUSD)	Low	84.50%	<a href="#">🔗</a>
Branch Manager	25M-25M CIP (27k-27kUSD)	High	92.50%	<a href="#">🔗</a>
Chief Financial Officer	89M-99M CIP (94k-104kUSD)	Medium	76.10%	<a href="#">🔗</a>
Compliance Manager	54M-62M CIP (57k-65kUSD)	Low	95.30%	<a href="#">🔗</a>

Compliance Officer	42M-44M CIP (44k-47kUSD)	Medium	85.80%	<a href="#">🔗</a>
Finance Assistant	13M-17M CIP (14k-18kUSD)	High	90.50%	<a href="#">🔗</a>
Finance Consultant	43M-53M CIP (46k-56kUSD)	High	94.70%	<a href="#">🔗</a>
Financial Planning Analyst	34M-35M CIP (36k-37kUSD)	Low	84.20%	<a href="#">🔗</a>
Head of Tax	123M-127M CIP (129k-134kUSD)	High	83.60%	<a href="#">🔗</a>
IT Analyst	28M-32M CIP (30k-34kUSD)	High	84.50%	<a href="#">🔗</a>
Pricing Manager	45M-49M CIP (48k-52kUSD)	Medium	92.10%	<a href="#">🔗</a>
Procurement Manager	51M-60M CIP (54k-63kUSD)	Low	94.20%	<a href="#">🔗</a>
Quantitative Analyst	46M-56M CIP (49k-59kUSD)	High	74.50%	<a href="#">🔗</a>
Tax Accountant	32M-36M CIP (34k-38kUSD)	High	81.10%	<a href="#">🔗</a>
Tax Director	81M-89M CIP (85k-94kUSD)	High	75.50%	<a href="#">🔗</a>
Tax Manager	62M-63M CIP (65k-67kUSD)	High	94.40%	<a href="#">🔗</a>
Treasury Analyst	35M-42M CIP (37k-44kUSD)	High	94.50%	<a href="#">🔗</a>

## Health

Title	Salary band	Demand	Confidence ratio	More info
Clinical Orthoptist	27M-32M CIP (29k-34kUSD)	Low	98.70%	<a href="#">🔗</a>
Laboratory Manager	42M-45M CIP (44k-48kUSD)	Low	92.50%	<a href="#">🔗</a>
Nurse	24M-28M CIP (26k-30kUSD)	High	92.50%	<a href="#">🔗</a>
Pharmacy Technician	19M-20M CIP (20k-21kUSD)	High	92.50%	<a href="#">🔗</a>
Veterinarian	36M-44M CIP (38k-47kUSD)	High	90.50%	<a href="#">🔗</a>

## Hospitality, Food, and Tourism

Title	Salary band	Demand	Confidence ratio	More info
Barmaid	8M-10M CIP (9k-11kUSD)	High	90.30%	<a href="#">🔗</a>
Chef de Cuisine	34M-45M CIP (36k-48kUSD)	High	76.80%	<a href="#">🔗</a>

## Human Resources

Title	Salary band	Demand	Confidence ratio	More info
Human Resources Administrator	27M-31M CIP (29k-33kUSD)	Low	86.50%	<a href="#">🔗</a>
Human Resources Business Partner	39M-40M CIP (41k-42kUSD)	High	84.50%	<a href="#">🔗</a>
Human Resources Coordinator	21M-27M CIP (23k-29kUSD)	High	85.40%	<a href="#">🔗</a>
Human Resources Director	74M-83M CIP (78k-87kUSD)	High	92.60%	<a href="#">🔗</a>
Human Resources Generalist	34M-38M CIP (36k-40kUSD)	High	77.90%	<a href="#">🔗</a>
Human Resources Manager	49M-54M CIP (52k-57kUSD)	High	73.50%	<a href="#">🔗</a>
People Operations	30M-45M CIP (32k-48kUSD)	High	92.50%	<a href="#">🔗</a>
Recruitment Consultant	23M-26M CIP (25k-28kUSD)	High	85.60%	<a href="#">🔗</a>
Sourcer	31M-34M CIP (33k-36kUSD)	Low	92.60%	<a href="#">🔗</a>
Technical Trainer	38M-42M CIP (40k-45kUSD)	High	88.40%	<a href="#">🔗</a>

# Information Technology

Title	Salary band	Demand	Confidence ratio	More info
Actuary	36M-42M CIP (38k-44kUSD)	Low	100.00%	<a href="#">🔗</a>
Analyst	33M-43M CIP (35k-46kUSD)	Medium	94.70%	<a href="#">🔗</a>
Android Developer	42M-48M CIP (44k-51kUSD)	High	95.70%	<a href="#">🔗</a>
Applications Developer	39M-42M CIP (41k-44kUSD)	Medium	96.50%	<a href="#">🔗</a>
Applications Support Engineer	44M-50M CIP (47k-53kUSD)	Low	72.50%	<a href="#">🔗</a>
Automation Engineer	43M-45M CIP (46k-48kUSD)	High	76.00%	<a href="#">🔗</a>
Business Analyst	35M-42M CIP (37k-44kUSD)	High	82.50%	<a href="#">🔗</a>
Business Intelligence Developer	39M-48M CIP (41k-51kUSD)	High	79.80%	<a href="#">🔗</a>
Business Intelligence Manager	69M-76M CIP (73k-80kUSD)	Low	73.50%	<a href="#">🔗</a>
Business Process Analyst	30M-31M CIP (32k-33kUSD)	High	78.50%	<a href="#">🔗</a>
C++ Developer	34M-50M CIP (36k-53kUSD)	High	96.40%	<a href="#">🔗</a>
CRM Developer	42M-47M CIP (45k-50kUSD)	High	82.70%	<a href="#">🔗</a>
Chief Technology Officer	118M-146M CIP (124k-153kUSD)	High	91.50%	<a href="#">🔗</a>
Cloud Engineer	44M-51M CIP (47k-54kUSD)	High	92.10%	<a href="#">🔗</a>
Consultant	33M-37M CIP (35k-39kUSD)	High	81.50%	<a href="#">🔗</a>
Cyber Security Analyst	44M-50M CIP (47k-53kUSD)	Low	87.40%	<a href="#">🔗</a>
Data Consultant	28M-31M CIP (30k-33kUSD)	High	73.50%	<a href="#">🔗</a>
Data Engineer	45M-59M CIP (48k-62kUSD)	High	83.10%	<a href="#">🔗</a>
Data Quality Specialist	34M-35M CIP (36k-37kUSD)	High	99.80%	<a href="#">🔗</a>
Database Administrator	43M-45M CIP (46k-48kUSD)	High	89.50%	<a href="#">🔗</a>
Desktop Engineer	42M-53M CIP (45k-56kUSD)	High	76.90%	<a href="#">🔗</a>
Developer	22M-27M CIP (24k-29kUSD)	High	87.50%	<a href="#">🔗</a>
ERP Consultant	30M-35M CIP (32k-37kUSD)	High	84.20%	<a href="#">🔗</a>

Elixir Developer	46M-54M CIP (49k-57kUSD)	High	100.00%	<a href="#">🔗</a>
Frontend Developer	39M-48M CIP (41k-51kUSD)	High	90.90%	<a href="#">🔗</a>
Full Stack Developer	45M-52M CIP (48k-55kUSD)	High	91.70%	<a href="#">🔗</a>
Functional Consultant	38M-39M CIP (40k-41kUSD)	High	92.90%	<a href="#">🔗</a>
Game Developer	42M-45M CIP (44k-48kUSD)	Low	73.60%	<a href="#">🔗</a>
Head of Data	73M-77M CIP (77k-81kUSD)	High	100.00%	<a href="#">🔗</a>
IOT Engineer	35M-42M CIP (37k-44kUSD)	High	88.50%	<a href="#">🔗</a>
IT Consultant	31M-32M CIP (33k-34kUSD)	High	82.50%	<a href="#">🔗</a>
IT Manager	68M-76M CIP (72k-80kUSD)	High	98.60%	<a href="#">🔗</a>
Integration Engineer	34M-35M CIP (36k-37kUSD)	High	78.60%	<a href="#">🔗</a>
Java Developer	42M-50M CIP (45k-53kUSD)	High	93.10%	<a href="#">🔗</a>
NetOps Engineer	18M-23M CIP (19k-25kUSD)	Low	91.40%	<a href="#">🔗</a>
Network Engineer	35M-38M CIP (37k-40kUSD)	High	92.50%	<a href="#">🔗</a>
Network Manager	63M-66M CIP (66k-70kUSD)	Medium	100.00%	<a href="#">🔗</a>
Nodejs Developer	40M-45M CIP (42k-48kUSD)	Low	91.90%	<a href="#">🔗</a>
PHP Developer	44M-50M CIP (47k-53kUSD)	High	79.50%	<a href="#">🔗</a>
Python Developer	43M-53M CIP (46k-56kUSD)	High	100.00%	<a href="#">🔗</a>
Quality Assurance Analyst	28M-35M CIP (30k-37kUSD)	High	88.70%	<a href="#">🔗</a>
Quality Assurance Engineer	41M-42M CIP (43k-45kUSD)	High	86.30%	<a href="#">🔗</a>
Quality Assurance Manager	55M-64M CIP (58k-68kUSD)	High	79.50%	<a href="#">🔗</a>
Quality Assurance Tester	28M-32M CIP (30k-34kUSD)	High	95.40%	<a href="#">🔗</a>
React Developer	40M-45M CIP (42k-48kUSD)	High	96.60%	<a href="#">🔗</a>
SAP FI	41M-47M CIP (43k-50kUSD)	High	71.60%	<a href="#">🔗</a>
SAP HANA Consultant	42M-52M CIP (45k-55kUSD)	High	83.40%	<a href="#">🔗</a>
SAP HCM	42M-43M CIP (44k-46kUSD)	Low	97.50%	<a href="#">🔗</a>
SAP MM	40M-51M CIP (42k-54kUSD)	High	77.60%	<a href="#">🔗</a>
SAP SD	37M-50M CIP (39k-53kUSD)	Medium	80.00%	<a href="#">🔗</a>

Salesforce Administrator	31M-34M CIP (33k-36kUSD)	High	85.80%	<a href="#">🔗</a>
Salesforce Developer	42M-47M CIP (44k-50kUSD)	High	85.10%	<a href="#">🔗</a>
Scrum Master	41M-42M CIP (43k-45kUSD)	High	86.60%	<a href="#">🔗</a>
Security Consultant	40M-44M CIP (42k-47kUSD)	High	95.90%	<a href="#">🔗</a>
Site Reliability Engineer	22M-30M CIP (24k-32kUSD)	High	92.50%	<a href="#">🔗</a>
Software Developer	39M-54M CIP (41k-57kUSD)	Low	91.60%	<a href="#">🔗</a>
Software Engineering Manager	62M-66M CIP (65k-70kUSD)	High	83.70%	<a href="#">🔗</a>
Software Test Engineer	43M-47M CIP (46k-50kUSD)	High	87.20%	<a href="#">🔗</a>
Systems Administrator	36M-39M CIP (38k-41kUSD)	Medium	83.30%	<a href="#">🔗</a>
Technical Analyst	33M-35M CIP (35k-37kUSD)	High	72.00%	<a href="#">🔗</a>
Technical Architect	50M-57M CIP (53k-60kUSD)	High	89.30%	<a href="#">🔗</a>
Technical Lead	49M-55M CIP (52k-58kUSD)	High	95.40%	<a href="#">🔗</a>
Technical Manager	66M-78M CIP (70k-82kUSD)	Low	100.00%	<a href="#">🔗</a>
Technical Specialist	31M-43M CIP (33k-46kUSD)	High	92.50%	<a href="#">🔗</a>
Technical Support Engineer	30M-39M CIP (32k-41kUSD)	High	92.50%	<a href="#">🔗</a>
Technical Support Manager	49M-51M CIP (52k-54kUSD)	Low	94.20%	<a href="#">🔗</a>
Test Automation Engineer	32M-37M CIP (34k-39kUSD)	High	90.40%	<a href="#">🔗</a>
Unreal Developer	36M-49M CIP (38k-52kUSD)	Low	72.70%	<a href="#">🔗</a>

## Installation, Maintenance, and Repair

Title	Salary band	Demand	Confidence ratio	More info
Mechanic	23M-24M CIP (25k-26kUSD)	High	93.80%	<a href="#">🔗</a>

## Law, Compliance, and Public Safety

Title	Salary band	Demand	Confidence ratio	More info
Compliance Specialist	33M-37M CIP (35k-39kUSD)	High	88.40%	<a href="#">🔗</a>
Facilitator	20M-28M CIP (21k-30kUSD)	High	92.50%	<a href="#">🔗</a>
Head of Legal	119M-155M CIP (125k-163kUSD)	Low	100.00%	<a href="#">🔗</a>
Safety Manager	39M-44M CIP (41k-47kUSD)	Low	89.60%	<a href="#">🔗</a>
Security Manager	59M-66M CIP (62k-70kUSD)	High	85.80%	<a href="#">🔗</a>
Security Officer	18M-19M CIP (19k-20kUSD)	High	87.50%	<a href="#">🔗</a>
Staff Counsel	39M-42M CIP (41k-45kUSD)	Medium	74.60%	<a href="#">🔗</a>

## Marketing

Title	Salary band	Demand	Confidence ratio	More info
CRM Manager	54M-55M CIP (57k-58kUSD)	High	87.50%	<a href="#">🔗</a>
Communications Manager	61M-70M CIP (64k-74kUSD)	High	97.30%	<a href="#">🔗</a>
Demand Generation Manager	29M-38M CIP (31k-40kUSD)	High	89.10%	<a href="#">🔗</a>
Digital Marketing Strategist	35M-37M CIP (37k-39kUSD)	High	85.50%	<a href="#">🔗</a>
Marketer	34M-47M CIP (36k-50kUSD)	High	96.40%	<a href="#">🔗</a>
Marketing Assistant	9M-13M CIP (10k-14kUSD)	High	71.50%	<a href="#">🔗</a>
Marketing Director	72M-77M CIP (76k-81kUSD)	High	89.10%	<a href="#">🔗</a>
Marketing Executive	36M-40M CIP (38k-42kUSD)	High	88.10%	<a href="#">🔗</a>
Marketing Manager	63M-77M CIP (66k-81kUSD)	High	91.60%	<a href="#">🔗</a>
Partnerships Manager	42M-43M CIP (45k-46kUSD)	High	91.40%	<a href="#">🔗</a>
Product Marketing Manager	50M-54M CIP (53k-57kUSD)	High	84.30%	<a href="#">🔗</a>
Social Media Specialist	23M-27M CIP (25k-29kUSD)	High	88.50%	<a href="#">🔗</a>

## Operations

Title	Salary band	Demand	Confidence ratio	More info
Adjutant General	75M-82M CIP (79k-86kUSD)	High	86.00%	<a href="#">🔗</a>
Advisor	17M-22M CIP (18k-24kUSD)	High	92.50%	<a href="#">🔗</a>
Area Manager	51M-53M CIP (54k-56kUSD)	Low	95.90%	<a href="#">🔗</a>
Car Washer	11M-12M CIP (12k-13kUSD)	High	75.50%	<a href="#">🔗</a>
Cargo Handler	19M-19M CIP (20k-20kUSD)	Low	85.00%	<a href="#">🔗</a>
Chief Executive Officer	173M-215M CIP (182k-226kUSD)	Low	75.50%	<a href="#">🔗</a>
Fleet Manager	41M-41M CIP (43k-43kUSD)	High	93.00%	<a href="#">🔗</a>
Forklift Driver	13M-20M CIP (14k-21kUSD)	High	92.50%	<a href="#">🔗</a>
Head of Operations	97M-115M CIP (102k-121kUSD)	High	73.50%	<a href="#">🔗</a>
Head of Transport Logistics	68M-80M CIP (72k-84kUSD)	Low	97.50%	<a href="#">🔗</a>
Logistician	32M-37M CIP (34k-39kUSD)	High	91.90%	<a href="#">🔗</a>
Logistics Coordinator	25M-26M CIP (27k-28kUSD)	High	94.10%	<a href="#">🔗</a>
Machine Operator	20M-21M CIP (21k-22kUSD)	High	92.40%	<a href="#">🔗</a>
Manager	43M-52M CIP (46k-55kUSD)	Low	92.60%	<a href="#">🔗</a>
Operations Coordinator	20M-27M CIP (21k-29kUSD)	Medium	93.50%	<a href="#">🔗</a>
Operations Manager	45M-59M CIP (48k-62kUSD)	High	70.50%	<a href="#">🔗</a>
Operations Specialist	30M-34M CIP (32k-36kUSD)	Low	93.50%	<a href="#">🔗</a>
Operations Support Manager	68M-82M CIP (72k-86kUSD)	High	93.70%	<a href="#">🔗</a>
Operations Vice President	109M-119M CIP (115k-125kUSD)	High	80.50%	<a href="#">🔗</a>
Plant Technician	24M-29M CIP (26k-31kUSD)	Low	89.20%	<a href="#">🔗</a>
Program Manager	54M-69M CIP (57k-73kUSD)	High	79.00%	<a href="#">🔗</a>
Project Director	68M-74M CIP (72k-78kUSD)	Low	83.50%	<a href="#">🔗</a>
Purchasing Manager	47M-57M CIP (50k-60kUSD)	Medium	83.00%	<a href="#">🔗</a>

Sheet Metal Worker	31M-34M CIP (33k-36kUSD)	Low	91.50%	<a href="#">🔗</a>
Strategy Manager	50M-59M CIP (53k-62kUSD)	High	83.00%	<a href="#">🔗</a>
Warehouse Lead	38M-41M CIP (40k-43kUSD)	Low	92.60%	<a href="#">🔗</a>
Warehouse Loader	27M-28M CIP (29k-30kUSD)	Low	89.70%	<a href="#">🔗</a>
Warehouse Selector	22M-25M CIP (24k-27kUSD)	Low	90.80%	<a href="#">🔗</a>
Warehouse Worker	18M-19M CIP (19k-20kUSD)	High	88.50%	<a href="#">🔗</a>
Woods Boss	31M-33M CIP (33k-35kUSD)	Low	98.40%	<a href="#">🔗</a>

## Product

Title	Salary band	Demand	Confidence ratio	More info
Director of Product	88M-92M CIP (93k-97kUSD)	High	82.70%	<a href="#">🔗</a>
Implementation Specialist	26M-31M CIP (28k-33kUSD)	Low	100.00%	<a href="#">🔗</a>
Product Analyst	34M-41M CIP (36k-43kUSD)	High	80.70%	<a href="#">🔗</a>
Product Owner	50M-54M CIP (53k-57kUSD)	High	92.50%	<a href="#">🔗</a>
Product Specialist	38M-42M CIP (40k-45kUSD)	High	91.70%	<a href="#">🔗</a>
Product Tester	31M-36M CIP (33k-38kUSD)	Low	92.50%	<a href="#">🔗</a>

## Production

Title	Salary band	Demand	Confidence ratio	More info
Manufacturing Engineer	42M-44M CIP (45k-47kUSD)	High	91.50%	<a href="#">🔗</a>
Material Handler	19M-21M CIP (20k-23kUSD)	High	92.50%	<a href="#">🔗</a>

Operator	25M-36M CIP (27k-38kUSD)	High	81.50%	<a href="#">🔗</a>
Production Associate	17M-21M CIP (18k-23kUSD)	High	92.50%	<a href="#">🔗</a>
Production Operator	19M-21M CIP (20k-22kUSD)	High	92.50%	<a href="#">🔗</a>
Production Supervisor	36M-41M CIP (38k-43kUSD)	High	92.50%	<a href="#">🔗</a>
Quality Engineer	42M-52M CIP (45k-55kUSD)	High	92.50%	<a href="#">🔗</a>

## Sales

Title	Salary band	Demand	Confidence ratio	More info
Business Development Executive	40M-50M CIP (42k-53kUSD)	High	92.40%	<a href="#">🔗</a>
Business Development Manager	66M-77M CIP (70k-81kUSD)	High	81.00%	<a href="#">🔗</a>
Business Development Representative	27M-32M CIP (29k-34kUSD)	High	92.60%	<a href="#">🔗</a>
Channel Sales	62M-67M CIP (65k-71kUSD)	High	96.20%	<a href="#">🔗</a>
Chief Revenue Officer	90M-105M CIP (95k-110kUSD)	High	96.90%	<a href="#">🔗</a>
Commercial Director	84M-108M CIP (88k-114kUSD)	High	86.50%	<a href="#">🔗</a>
Commercial Manager	55M-67M CIP (58k-71kUSD)	High	79.20%	<a href="#">🔗</a>
Customer Service Associate	16M-17M CIP (17k-18kUSD)	Low	81.20%	<a href="#">🔗</a>
Development Manager	61M-75M CIP (64k-79kUSD)	High	86.70%	<a href="#">🔗</a>
Grocery Stocker	13M-16M CIP (14k-17kUSD)	Low	82.90%	<a href="#">🔗</a>
Inside Sales Representative	23M-26M CIP (25k-28kUSD)	High	92.50%	<a href="#">🔗</a>
Key Account Manager	50M-52M CIP (53k-55kUSD)	High	75.50%	<a href="#">🔗</a>
Night Stocker	13M-16M CIP (14k-17kUSD)	Low	83.40%	<a href="#">🔗</a>
Route Sales Representative	28M-36M CIP (30k-38kUSD)	Low	88.50%	<a href="#">🔗</a>
Sales Administrator	26M-36M CIP (28k-38kUSD)	High	83.60%	<a href="#">🔗</a>
Sales Analyst	31M-32M CIP (33k-34kUSD)	High	76.50%	<a href="#">🔗</a>

Sales Assistant	42M-46M CIP (45k-49kUSD)	Low	92.50%	<a href="#">🔗</a>
Sales Associate	17M-17M CIP (18k-18kUSD)	High	85.50%	<a href="#">🔗</a>
Sales Development Manager	49M-59M CIP (52k-62kUSD)	High	92.20%	<a href="#">🔗</a>
Sales Engineer	42M-48M CIP (45k-51kUSD)	High	88.50%	<a href="#">🔗</a>
Stockkeeper	21M-27M CIP (23k-29kUSD)	Low	90.20%	<a href="#">🔗</a>
Store Shopper	22M-23M CIP (24k-25kUSD)	Medium	85.90%	<a href="#">🔗</a>
Store Stocker	19M-20M CIP (20k-21kUSD)	Low	87.20%	<a href="#">🔗</a>
Store Team Member	35M-35M CIP (37k-37kUSD)	Low	100.00%	<a href="#">🔗</a>

## Science and Research

Title	Salary band	Demand	Confidence ratio	More info
Medical Science Liaison	47M-53M CIP (50k-56kUSD)	High	88.50%	<a href="#">🔗</a>
Research Analyst	34M-41M CIP (36k-43kUSD)	Medium	93.40%	<a href="#">🔗</a>
Research Coordinator	26M-27M CIP (28k-29kUSD)	Low	92.50%	<a href="#">🔗</a>
Research Director	67M-70M CIP (71k-74kUSD)	Medium	94.10%	<a href="#">🔗</a>
Research Scientist	42M-49M CIP (44k-52kUSD)	Low	92.50%	<a href="#">🔗</a>
Research and Development Engineer	42M-49M CIP (44k-52kUSD)	High	85.50%	<a href="#">🔗</a>
Research and Development Manager	56M-60M CIP (59k-63kUSD)	Low	90.30%	<a href="#">🔗</a>
Scientist	44M-49M CIP (47k-52kUSD)	Low	87.40%	<a href="#">🔗</a>
User Researcher	44M-52M CIP (47k-55kUSD)	High	100.00%	<a href="#">🔗</a>

## Transportation

Title	Salary band	Demand	Confidence ratio	More info
Class A CDL Truck Driver	26M-42M CIP (28k-44kUSD)	Low	90.30%	<a href="#">🔗</a>
Company Driver	28M-39M CIP (30k-41kUSD)	Low	91.50%	<a href="#">🔗</a>
Order Picker	11M-12M CIP (12k-13kUSD)	High	86.00%	<a href="#">🔗</a>
Package Delivery Driver	21M-28M CIP (23k-30kUSD)	High	91.50%	<a href="#">🔗</a>
Package Handler	16M-17M CIP (17k-18kUSD)	Low	72.60%	<a href="#">🔗</a>
Transportation Manager	44M-47M CIP (47k-50kUSD)	High	94.10%	<a href="#">🔗</a>
Transportation Security Officer	28M-31M CIP (30k-33kUSD)	Low	87.10%	<a href="#">🔗</a>

# Colombia

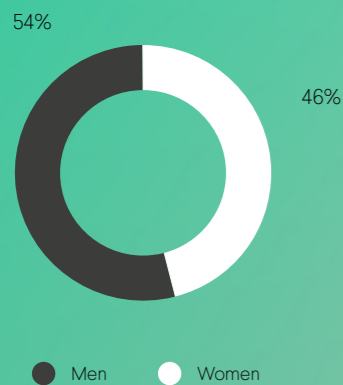
Colombia, with its enchanting fusion of historical richness and contemporary economic vigor, stands as a pivotal player in the Latin American landscape.

The nation's diverse workforce, encompassing a wide array of professional expertise, positions Colombia as a thriving hub for technological innovation and financial prowess. Located strategically in the

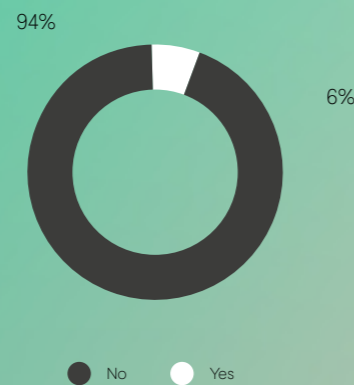
heart of South America, Colombia's global connectivity and business-friendly environment make it an irresistible magnet for multinational corporations seeking strategic entry into the region. In this seamless convergence of tradition and progressive enterprise, Colombia confidently asserts its position as a multifaceted epicenter for trade, commerce, and cutting-edge innovation.



## Gender occupation



## Remote work



Population: 52M people

GDP: \$364K

Cost of living: 30.8

Cost of living + rent: 20.0

\*For more city charts details, see annex on page 202.

## Relevant Sectors

- Oil and gas
- Emerging Technology
- Coffee and Agriculture

★ Public Holidays: 18 days / year    ★ Working hours: 47 h / week    ★


The monthly minimum wage in Colombia is COP 1,160,000 (295.05 USD)

Ratio professionals/ job opening: 3.81

- Benefits:
- Work-Life Balance
  - Disability Leave
  - Health Insurance

Average country salary/month: \$345

## Colombia Companies



Ecopetrol

Rappi

Juan Valdez



## Administrative Support

Title	Salary band	Demand	Confidence ratio	More info
Administrative Coordinator	19M-27M COP (5k-7kUSD)	High	91.50%	<a href="#">🔗</a>
Administrative Manager	27M-43M COP (7k-11kUSD)	High	89.00%	<a href="#">🔗</a>
City Carrier Assistant	55M-63M COP (14k-16kUSD)	Low	71.70%	<a href="#">🔗</a>
Data Entry Clerk	19M-27M COP (5k-7kUSD)	High	77.50%	<a href="#">🔗</a>
Data Processor	19M-23M COP (5k-6kUSD)	Low	92.50%	<a href="#">🔗</a>
Front Desk Receptionist	19M-23M COP (5k-6kUSD)	Medium	87.50%	<a href="#">🔗</a>
Intermodal Customer Service	19M-23M COP (5k-6kUSD)	High	99.80%	<a href="#">🔗</a>
Library Aide	19M-23M COP (5k-6kUSD)	Low	77.50%	<a href="#">🔗</a>
Library Clerk	19M-19M COP (5k-5kUSD)	Low	87.50%	<a href="#">🔗</a>
Mail Processing Clerk	15M-23M COP (4k-6kUSD)	High	98.40%	<a href="#">🔗</a>
Member Service Representative	15M-19M COP (4k-5kUSD)	Low	89.00%	<a href="#">🔗</a>
Office Administrator	19M-27M COP (5k-7kUSD)	High	85.50%	<a href="#">🔗</a>
Patient Services Representative	15M-23M COP (4k-6kUSD)	Low	77.40%	<a href="#">🔗</a>
Receptionist	19M-23M COP (5k-6kUSD)	High	87.50%	<a href="#">🔗</a>
Secretary	19M-23M COP (5k-6kUSD)	Low	92.50%	<a href="#">🔗</a>
Trouble Dispatcher	19M-27M COP (5k-7kUSD)	High	82.40%	<a href="#">🔗</a>

## Community and Social Services

Title	Salary band	Demand	Confidence ratio	More info
Babysitter	39M-55M COP (10k-14kUSD)	Low	87.50%	<a href="#">🔗</a>
Hair Stylist	15M-19M COP (4k-5kUSD)	High	92.50%	<a href="#">🔗</a>
Nanny	19M-19M COP (5k-5kUSD)	High	85.50%	<a href="#">🔗</a>
Personal Support Worker	39M-43M COP (10k-11kUSD)	Low	79.80%	<a href="#">🔗</a>
Social Worker	27M-35M COP (7k-9kUSD)	High	85.50%	<a href="#">🔗</a>

## Customer Support

Title	Salary band	Demand	Confidence ratio	More info
Call Center Representative	15M-19M COP (4k-5kUSD)	High	92.50%	<a href="#">🔗</a>
Customer Service Manager	31M-43M COP (8k-11kUSD)	High	92.50%	<a href="#">🔗</a>
Customer Service Representative	11M-15M COP (3k-4kUSD)	High	92.50%	<a href="#">🔗</a>
Customer Service Specialist	19M-31M COP (5k-8kUSD)	High	89.40%	<a href="#">🔗</a>
Customer Success Director	27M-35M COP (7k-9kUSD)	High	84.50%	<a href="#">🔗</a>
Customer Support Agent	23M-39M COP (6k-10kUSD)	High	96.50%	<a href="#">🔗</a>
Customer Support Supervisor	23M-35M COP (6k-9kUSD)	High	82.70%	<a href="#">🔗</a>
Customer Support Team Leader	15M-19M COP (4k-5kUSD)	Medium	80.60%	<a href="#">🔗</a>
Director of Customer Experience	67M-87M COP (17k-22kUSD)	Low	97.40%	<a href="#">🔗</a>

## Design, Media, and Writing

Title	Salary band	Demand	Confidence ratio	More info
Content Writer	31M-43M COP (8k-11kUSD)	High	89.30%	<a href="#">🔗</a>
Copy Writer	35M-35M COP (9k-9kUSD)	High	79.50%	<a href="#">🔗</a>
Creative Director	55M-63M COP (14k-16kUSD)	Medium	92.50%	<a href="#">🔗</a>
Design Engineer	39M-47M COP (10k-12kUSD)	Low	92.50%	<a href="#">🔗</a>
Design Manager	39M-59M COP (10k-15kUSD)	High	79.90%	<a href="#">🔗</a>
Designer	23M-31M COP (6k-8kUSD)	Low	92.50%	<a href="#">🔗</a>
Graphic Designer	27M-31M COP (7k-8kUSD)	High	97.00%	<a href="#">🔗</a>
Head of Design	83M-111M COP (21k-28kUSD)	Low	92.50%	<a href="#">🔗</a>
Industrial Designer	27M-31M COP (7k-8kUSD)	High	87.50%	<a href="#">🔗</a>
Interior Designer	39M-47M COP (10k-12kUSD)	Low	89.30%	<a href="#">🔗</a>
Product Designer	23M-35M COP (6k-9kUSD)	High	83.30%	<a href="#">🔗</a>
Technical Writer	35M-47M COP (9k-12kUSD)	High	86.70%	<a href="#">🔗</a>
User Experience Manager	63M-71M COP (16k-18kUSD)	Low	89.90%	<a href="#">🔗</a>
User Interface Designer	43M-51M COP (11k-13kUSD)	Low	97.30%	<a href="#">🔗</a>
Video Editor	31M-39M COP (8k-10kUSD)	Low	89.00%	<a href="#">🔗</a>
Visual Designer	23M-27M COP (6k-7kUSD)	High	71.50%	<a href="#">🔗</a>

## Education

Title	Salary band	Demand	Confidence ratio	More info
Academic Advisor	43M-63M COP (11k-16kUSD)	High	75.50%	<a href="#">🔗</a>
Adjunct Professor	19M-27M COP (5k-7kUSD)	Low	91.50%	<a href="#">🔗</a>

Admissions Counselor	19M-23M COP (5k-6kUSD)	Medium	92.50%	<a href="#">🔗</a>
Admitting Clerk	15M-27M COP (4k-7kUSD)	Low	84.50%	<a href="#">🔗</a>
Assistant Professor	31M-43M COP (8k-11kUSD)	Low	92.50%	<a href="#">🔗</a>
Associate Professor	15M-19M COP (4k-5kUSD)	Low	85.50%	<a href="#">🔗</a>
Education Consultant	19M-27M COP (5k-7kUSD)	Low	88.50%	<a href="#">🔗</a>
Education Coordinator	27M-35M COP (7k-9kUSD)	High	91.50%	<a href="#">🔗</a>
Headmaster	39M-51M COP (10k-13kUSD)	High	87.50%	<a href="#">🔗</a>
Instructional Designer	35M-51M COP (9k-13kUSD)	Low	90.30%	<a href="#">🔗</a>
Lecturer	19M-27M COP (5k-7kUSD)	Low	82.50%	<a href="#">🔗</a>

## Engineering and Technical

Title	Salary band	Demand	Confidence ratio	More info
Architect	27M-31M COP (7k-8kUSD)	High	92.50%	<a href="#">🔗</a>
Civil Engineer	39M-39M COP (10k-10kUSD)	High	78.50%	<a href="#">🔗</a>
Controls Engineer	43M-59M COP (11k-15kUSD)	High	92.50%	<a href="#">🔗</a>
Electrical Engineer	39M-55M COP (10k-14kUSD)	Medium	100.00%	<a href="#">🔗</a>
Engineer	47M-63M COP (12k-16kUSD)	Low	99.80%	<a href="#">🔗</a>
Hardware Engineer	15M-19M COP (4k-5kUSD)	Medium	92.50%	<a href="#">🔗</a>
Head of Engineering	122M-162M COP (31k-41kUSD)	Medium	92.50%	<a href="#">🔗</a>
Maintenance Engineer	27M-35M COP (7k-9kUSD)	High	84.50%	<a href="#">🔗</a>
Mechanical Design Engineer	27M-35M COP (7k-9kUSD)	Medium	91.50%	<a href="#">🔗</a>
Mechanical Engineer	47M-55M COP (12k-14kUSD)	High	90.50%	<a href="#">🔗</a>
Process Engineer	43M-51M COP (11k-13kUSD)	Medium	82.50%	<a href="#">🔗</a>
Project Engineer	27M-31M COP (7k-8kUSD)	High	81.50%	<a href="#">🔗</a>

Staff Engineer	27M-31M COP (7k-8kUSD)	High	92.50%	<a href="#">🔗</a>
Structural Engineer	47M-55M COP (12k-14kUSD)	Medium	92.50%	<a href="#">🔗</a>
Test Engineer	35M-39M COP (9k-10kUSD)	Low	81.10%	<a href="#">🔗</a>
Validation Engineer	43M-59M COP (11k-15kUSD)	Low	81.80%	<a href="#">🔗</a>

## Finance

Title	Salary band	Demand	Confidence ratio	More info
Account Administrator	23M-35M COP (6k-9kUSD)	Low	92.50%	<a href="#">🔗</a>
Accountant	15M-15M COP (4k-4kUSD)	High	92.50%	<a href="#">🔗</a>
Accounting Bookkeeper	19M-27M COP (5k-7kUSD)	High	85.40%	<a href="#">🔗</a>
Accounting Manager	51M-55M COP (13k-14kUSD)	High	86.50%	<a href="#">🔗</a>
Accounting Officer	43M-59M COP (11k-15kUSD)	High	89.10%	<a href="#">🔗</a>
Accounting Specialist	11M-15M COP (3k-4kUSD)	High	75.50%	<a href="#">🔗</a>
Accounts Payable Manager	35M-51M COP (9k-13kUSD)	High	75.50%	<a href="#">🔗</a>
Accounts Payable Specialist	7M-11M COP (2k-3kUSD)	High	92.50%	<a href="#">🔗</a>
Accounts Receivable Manager	35M-47M COP (9k-12kUSD)	High	84.50%	<a href="#">🔗</a>
Auditor	15M-19M COP (4k-5kUSD)	Low	88.50%	<a href="#">🔗</a>
Back Office Specialist	11M-11M COP (3k-3kUSD)	Low	79.50%	<a href="#">🔗</a>
Bookkeeper	35M-51M COP (9k-13kUSD)	High	78.50%	<a href="#">🔗</a>
Branch Manager	39M-47M COP (10k-12kUSD)	High	78.50%	<a href="#">🔗</a>
Chief Financial Officer	144M-151M COP (37k-39kUSD)	High	92.50%	<a href="#">🔗</a>
Claims Manager	23M-39M COP (6k-10kUSD)	Low	88.80%	<a href="#">🔗</a>
Compliance Manager	59M-67M COP (15k-17kUSD)	Low	89.40%	<a href="#">🔗</a>
Compliance Officer	35M-47M COP (9k-12kUSD)	Medium	82.00%	<a href="#">🔗</a>

Comptroller	59M-63M COP (15k-16kUSD)	Low	87.30%	<a href="#">🔗</a>
Credit Manager	31M-39M COP (8k-10kUSD)	Low	83.10%	<a href="#">🔗</a>
Finance Analyst	27M-39M COP (7k-10kUSD)	Low	86.50%	<a href="#">🔗</a>
Finance Consultant	43M-59M COP (11k-15kUSD)	Low	100.00%	<a href="#">🔗</a>
Finance Director	105M-109M COP (27k-28kUSD)	High	81.50%	<a href="#">🔗</a>
Finance Manager	90M-97M COP (23k-25kUSD)	Low	90.20%	<a href="#">🔗</a>
Financial Controller	59M-87M COP (15k-22kUSD)	Medium	92.20%	<a href="#">🔗</a>
Financial Planning Analyst	47M-51M COP (12k-13kUSD)	High	92.50%	<a href="#">🔗</a>
Financial Planning Manager	35M-47M COP (9k-12kUSD)	Low	88.00%	<a href="#">🔗</a>
Head of Finance	99M-138M COP (25k-35kUSD)	Medium	96.80%	<a href="#">🔗</a>
IT Analyst	15M-19M COP (4k-5kUSD)	High	92.50%	<a href="#">🔗</a>
Investor Relations Manager	19M-35M COP (5k-9kUSD)	Low	86.40%	<a href="#">🔗</a>
Pricing Analyst	31M-39M COP (8k-10kUSD)	Low	87.50%	<a href="#">🔗</a>
Pricing Manager	43M-55M COP (11k-14kUSD)	Low	87.10%	<a href="#">🔗</a>
Procurement Manager	63M-75M COP (16k-19kUSD)	Low	93.40%	<a href="#">🔗</a>
Procurement Specialist	19M-19M COP (5k-5kUSD)	High	90.50%	<a href="#">🔗</a>
Quantitative Analyst	43M-51M COP (11k-13kUSD)	High	92.50%	<a href="#">🔗</a>
Quantity Surveyor	27M-35M COP (7k-9kUSD)	Low	97.50%	<a href="#">🔗</a>
Revenue Manager	35M-55M COP (9k-14kUSD)	Low	89.10%	<a href="#">🔗</a>
Tax Accountant	27M-35M COP (7k-9kUSD)	High	77.10%	<a href="#">🔗</a>
Tax Manager	79M-87M COP (20k-22kUSD)	Medium	79.80%	<a href="#">🔗</a>
Treasury Analyst	27M-43M COP (7k-11kUSD)	High	87.10%	<a href="#">🔗</a>

## Health

Title	Salary band	Demand	Confidence ratio	More info
Clinical Orthoptist	27M-35M COP (7k-9kUSD)	Low	100.00%	<a href="#">🔗</a>
Nurse	39M-43M COP (10k-11kUSD)	High	82.50%	<a href="#">🔗</a>
Pharmacy Technician	11M-11M COP (3k-3kUSD)	High	79.50%	<a href="#">🔗</a>
Veterinarian	43M-67M COP (11k-17kUSD)	High	77.50%	<a href="#">🔗</a>

## Human Resources

Title	Salary band	Demand	Confidence ratio	More info
Chief People Officer	170M-206M COP (43k-52kUSD)	Low	90.10%	<a href="#">🔗</a>
Human Resources Administrator	11M-19M COP (3k-5kUSD)	Low	92.50%	<a href="#">🔗</a>
Human Resources Advisor	31M-43M COP (8k-11kUSD)	High	85.50%	<a href="#">🔗</a>
Human Resources Business Partner	39M-51M COP (10k-13kUSD)	Low	80.30%	<a href="#">🔗</a>
Human Resources Coordinator	19M-31M COP (5k-8kUSD)	High	81.30%	<a href="#">🔗</a>
Human Resources Director	79M-87M COP (20k-22kUSD)	High	89.10%	<a href="#">🔗</a>
Human Resources Generalist	39M-59M COP (10k-15kUSD)	High	72.80%	<a href="#">🔗</a>
Human Resources Manager	59M-71M COP (15k-18kUSD)	High	99.80%	<a href="#">🔗</a>
Human Resources Specialist	19M-23M COP (5k-6kUSD)	High	86.50%	<a href="#">🔗</a>
People Operations	35M-47M COP (9k-12kUSD)	High	91.50%	<a href="#">🔗</a>
Recruiter	27M-31M COP (7k-8kUSD)	Medium	82.90%	<a href="#">🔗</a>
Recruitment Consultant	31M-31M COP (8k-8kUSD)	Low	86.90%	<a href="#">🔗</a>
Recruitment Director	62M-66M COP (16k-17kUSD)	High	92.50%	<a href="#">🔗</a>
Sourcer	7M-11M COP (2k-3kUSD)	High	92.50%	<a href="#">🔗</a>

Technical Trainer	35M-51M COP (9k-13kUSD)	Low	76.20%	<a href="#">🔗</a>
Training Manager	27M-35M COP (7k-9kUSD)	Low	77.50%	<a href="#">🔗</a>

## Information Technology

Title	Salary band	Demand	Confidence ratio	More info
.NET Developer	23M-27M COP (6k-7kUSD)	High	92.50%	<a href="#">🔗</a>
Actuary	39M-51M COP (10k-13kUSD)	Medium	74.50%	<a href="#">🔗</a>
Agile Coach	11M-11M COP (3k-3kUSD)	High	92.50%	<a href="#">🔗</a>
Analyst	43M-43M COP (11k-11kUSD)	Low	90.70%	<a href="#">🔗</a>
Analyst Programmer	23M-27M COP (6k-7kUSD)	High	92.50%	<a href="#">🔗</a>
Android Developer	47M-55M COP (12k-14kUSD)	Low	94.90%	<a href="#">🔗</a>
Applications Developer	43M-59M COP (11k-15kUSD)	Low	99.00%	<a href="#">🔗</a>
Automation Engineer	59M-67M COP (15k-17kUSD)	High	83.50%	<a href="#">🔗</a>
Backend Developer	27M-27M COP (7k-7kUSD)	High	92.50%	<a href="#">🔗</a>
Blockchain Developer	7M-11M COP (2k-3kUSD)	High	92.50%	<a href="#">🔗</a>
Business Analyst	15M-19M COP (4k-5kUSD)	Medium	92.50%	<a href="#">🔗</a>
Business Intelligence Analyst	35M-55M COP (9k-14kUSD)	Medium	94.00%	<a href="#">🔗</a>
Business Intelligence Developer	31M-35M COP (8k-9kUSD)	High	84.50%	<a href="#">🔗</a>
Business Process Analyst	27M-31M COP (7k-8kUSD)	High	78.50%	<a href="#">🔗</a>
C++ Developer	39M-47M COP (10k-12kUSD)	High	79.10%	<a href="#">🔗</a>
CRM Developer	43M-55M COP (11k-14kUSD)	High	89.60%	<a href="#">🔗</a>
Chief Technology Officer	126M-174M COP (32k-44kUSD)	Low	73.50%	<a href="#">🔗</a>
Cloud Engineer	31M-47M COP (8k-12kUSD)	High	88.10%	<a href="#">🔗</a>
Consultant	47M-59M COP (12k-15kUSD)	High	82.50%	<a href="#">🔗</a>

Cyber Security Analyst	23M-27M COP (6k-7kUSD)	Low	92.50%	<a href="#">🔗</a>
Data Analyst	39M-51M COP (10k-13kUSD)	High	94.10%	<a href="#">🔗</a>
Data Engineer	19M-23M COP (5k-6kUSD)	High	92.50%	<a href="#">🔗</a>
Data Manager	27M-35M COP (7k-9kUSD)	Medium	86.50%	<a href="#">🔗</a>
Data Quality Specialist	27M-39M COP (7k-10kUSD)	Low	97.50%	<a href="#">🔗</a>
Data Scientist	43M-51M COP (11k-13kUSD)	High	84.50%	<a href="#">🔗</a>
Data Specialist	43M-55M COP (11k-14kUSD)	Low	95.70%	<a href="#">🔗</a>
Database Administrator	47M-59M COP (12k-15kUSD)	Low	87.60%	<a href="#">🔗</a>
Database Developer	43M-63M COP (11k-16kUSD)	Low	89.90%	<a href="#">🔗</a>
Desktop Engineer	47M-51M COP (12k-13kUSD)	High	77.40%	<a href="#">🔗</a>
DevOps Engineer	27M-43M COP (7k-11kUSD)	High	86.00%	<a href="#">🔗</a>
Developer	23M-27M COP (6k-7kUSD)	High	92.50%	<a href="#">🔗</a>
Director of Data	74M-86M COP (19k-22kUSD)	Medium	91.50%	<a href="#">🔗</a>
ERP Consultant	27M-43M COP (7k-11kUSD)	Low	77.80%	<a href="#">🔗</a>
Elixir Developer	43M-47M COP (11k-12kUSD)	Low	99.30%	<a href="#">🔗</a>
Embedded Engineer	31M-43M COP (8k-11kUSD)	Low	86.30%	<a href="#">🔗</a>
Firmware Engineer	43M-55M COP (11k-14kUSD)	High	89.10%	<a href="#">🔗</a>
Frontend Developer	19M-23M COP (5k-6kUSD)	High	92.50%	<a href="#">🔗</a>
Full Stack Developer	43M-59M COP (11k-15kUSD)	Medium	93.00%	<a href="#">🔗</a>
Functional Consultant	15M-19M COP (4k-5kUSD)	High	92.50%	<a href="#">🔗</a>
Game Developer	31M-43M COP (8k-11kUSD)	High	82.50%	<a href="#">🔗</a>
Golang Developer	51M-71M COP (13k-18kUSD)	High	94.90%	<a href="#">🔗</a>
Head of Data	87M-107M COP (22k-27kUSD)	Low	96.00%	<a href="#">🔗</a>
IT Consultant	23M-27M COP (6k-7kUSD)	High	85.50%	<a href="#">🔗</a>
IT Manager	55M-67M COP (14k-17kUSD)	Low	94.00%	<a href="#">🔗</a>
Information Technology Support Specialist	27M-35M COP (7k-9kUSD)	High	90.50%	<a href="#">🔗</a>
Integration Engineer	15M-19M COP (4k-5kUSD)	Medium	92.50%	<a href="#">🔗</a>

Java Developer	51M-59M COP (13k-15kUSD)	High	96.80%	<a href="#">🔗</a>
Machine Learning Engineer	15M-19M COP (4k-5kUSD)	High	83.50%	<a href="#">🔗</a>
Mobile Developer	19M-23M COP (5k-6kUSD)	High	92.50%	<a href="#">🔗</a>
Network Engineer	23M-27M COP (6k-7kUSD)	Low	92.50%	<a href="#">🔗</a>
Network Manager	55M-71M COP (14k-18kUSD)	Low	94.50%	<a href="#">🔗</a>
Oracle Database Administrator	51M-67M COP (13k-17kUSD)	Medium	99.30%	<a href="#">🔗</a>
PHP Developer	55M-63M COP (14k-16kUSD)	High	93.60%	<a href="#">🔗</a>
Platform Engineer	23M-31M COP (6k-8kUSD)	High	92.50%	<a href="#">🔗</a>
Quality Assurance Analyst	39M-59M COP (10k-15kUSD)	High	91.50%	<a href="#">🔗</a>
Quality Assurance Engineer	35M-39M COP (9k-10kUSD)	Low	82.10%	<a href="#">🔗</a>
Quality Assurance Manager	51M-59M COP (13k-15kUSD)	High	78.50%	<a href="#">🔗</a>
Quality Assurance Tester	35M-47M COP (9k-12kUSD)	High	90.60%	<a href="#">🔗</a>
React Developer	3M-3M COP (1k-1kUSD)	High	85.50%	<a href="#">🔗</a>
SAP FI	47M-51M COP (12k-13kUSD)	High	91.50%	<a href="#">🔗</a>
SAP HANA Consultant	15M-19M COP (4k-5kUSD)	High	77.50%	<a href="#">🔗</a>
SAP HCM	11M-11M COP (3k-3kUSD)	High	92.50%	<a href="#">🔗</a>
SAP MM	27M-39M COP (7k-10kUSD)	Low	75.00%	<a href="#">🔗</a>
SAP SD	35M-47M COP (9k-12kUSD)	Low	95.40%	<a href="#">🔗</a>
Salesforce Administrator	43M-47M COP (11k-12kUSD)	High	85.50%	<a href="#">🔗</a>
Salesforce Developer	31M-43M COP (8k-11kUSD)	Low	77.20%	<a href="#">🔗</a>
Scrum Master	47M-59M COP (12k-15kUSD)	High	99.80%	<a href="#">🔗</a>
Security Consultant	39M-51M COP (10k-13kUSD)	Low	95.90%	<a href="#">🔗</a>
Security Engineer	55M-59M COP (14k-15kUSD)	High	90.30%	<a href="#">🔗</a>
Software Developer	51M-55M COP (13k-14kUSD)	Low	94.60%	<a href="#">🔗</a>
Software Engineer	27M-35M COP (7k-9kUSD)	Low	92.50%	<a href="#">🔗</a>
Software Engineering Manager	63M-71M COP (16k-18kUSD)	High	80.70%	<a href="#">🔗</a>
Software Test Engineer	51M-71M COP (13k-18kUSD)	High	87.70%	<a href="#">🔗</a>

Solution Architect	11M-11M COP (3k-3kUSD)	Low	92.50%	<a href="#">🔗</a>
Solutions Analyst	23M-39M COP (6k-10kUSD)	Low	93.60%	<a href="#">🔗</a>
Systems Administrator	39M-55M COP (10k-14kUSD)	High	86.80%	<a href="#">🔗</a>
Systems Architect	31M-43M COP (8k-11kUSD)	Low	85.80%	<a href="#">🔗</a>
Systems Engineer	11M-11M COP (3k-3kUSD)	High	92.50%	<a href="#">🔗</a>
Systems Technician	15M-23M COP (4k-6kUSD)	Medium	92.50%	<a href="#">🔗</a>
Technical Analyst	47M-59M COP (12k-15kUSD)	Low	89.90%	<a href="#">🔗</a>
Technical Architect	47M-51M COP (12k-13kUSD)	Low	74.30%	<a href="#">🔗</a>
Technical Lead	47M-55M COP (12k-14kUSD)	Low	98.40%	<a href="#">🔗</a>
Technical Manager	55M-83M COP (14k-21kUSD)	Low	89.80%	<a href="#">🔗</a>
Technical Project Manager	55M-63M COP (14k-16kUSD)	High	92.50%	<a href="#">🔗</a>
Technical Specialist	23M-27M COP (6k-7kUSD)	High	92.50%	<a href="#">🔗</a>
Technical Support Manager	47M-51M COP (12k-13kUSD)	Low	89.50%	<a href="#">🔗</a>
Technical Support Specialist	19M-27M COP (5k-7kUSD)	High	87.50%	<a href="#">🔗</a>
Test Automation Engineer	43M-59M COP (11k-15kUSD)	Low	88.80%	<a href="#">🔗</a>
Web Developer	27M-39M COP (7k-10kUSD)	Low	86.10%	<a href="#">🔗</a>
iOS Developer	63M-79M COP (16k-20kUSD)	High	85.30%	<a href="#">🔗</a>

## Installation, Maintenance, and Repair

Title	Salary band	Demand	Confidence ratio	More info
Electrical and Instrumentation Technician	31M-39M COP (8k-10kUSD)	Low	78.50%	<a href="#">🔗</a>
Field Service Technician	15M-23M COP (4k-6kUSD)	High	82.70%	<a href="#">🔗</a>
Maintenance Technician	7M-7M COP (2k-2kUSD)	High	91.50%	<a href="#">🔗</a>
Manufacturing Technician	19M-23M COP (5k-6kUSD)	Low	79.10%	<a href="#">🔗</a>

Mechanic	19M-23M COP (5k-6kUSD)	Medium	89.10%	<a href="#">🔗</a>
Support Technician	23M-27M COP (6k-7kUSD)	High	90.50%	<a href="#">🔗</a>

## Law, Compliance, and Public Safety

Title	Salary band	Demand	Confidence ratio	More info
Compliance Specialist	27M-35M COP (7k-9kUSD)	High	88.50%	<a href="#">🔗</a>
Immigration Associate	47M-63M COP (12k-16kUSD)	High	73.50%	<a href="#">🔗</a>
Immigration Consultant	19M-23M COP (5k-6kUSD)	High	92.50%	<a href="#">🔗</a>
Immigration Paralegal	27M-39M COP (7k-10kUSD)	Low	71.50%	<a href="#">🔗</a>
Lawyer	51M-67M COP (13k-17kUSD)	High	92.50%	<a href="#">🔗</a>
Prosecutor	23M-35M COP (6k-9kUSD)	High	88.80%	<a href="#">🔗</a>
Safety Manager	39M-55M COP (10k-14kUSD)	Low	88.40%	<a href="#">🔗</a>
Safety Specialist	35M-51M COP (9k-13kUSD)	Low	76.90%	<a href="#">🔗</a>
Security Manager	59M-71M COP (15k-18kUSD)	Low	75.20%	<a href="#">🔗</a>
Security Specialist	19M-23M COP (5k-6kUSD)	Medium	73.50%	<a href="#">🔗</a>
Staff Counsel	43M-47M COP (11k-12kUSD)	Low	71.80%	<a href="#">🔗</a>

## Marketing

Title	Salary band	Demand	Confidence ratio	More info
Affiliate Manager	19M-23M COP (5k-6kUSD)	High	92.50%	<a href="#">🔗</a>
CRM Manager	71M-75M COP (18k-19kUSD)	High	94.00%	<a href="#">🔗</a>

Communications Director	55M-83M COP (14k-21kUSD)	Medium	89.80%	<a href="#">🔗</a>
Communications Manager	51M-71M COP (13k-18kUSD)	High	89.60%	<a href="#">🔗</a>
Communications Specialist	23M-27M COP (6k-7kUSD)	Medium	88.50%	<a href="#">🔗</a>
Community Manager	19M-23M COP (5k-6kUSD)	High	81.50%	<a href="#">🔗</a>
Demand Generation Manager	39M-47M COP (10k-12kUSD)	High	92.50%	<a href="#">🔗</a>
Email Marketing Specialist	27M-39M COP (7k-10kUSD)	High	88.50%	<a href="#">🔗</a>
Marketer	35M-43M COP (9k-11kUSD)	Low	97.20%	<a href="#">🔗</a>
Marketing Assistant	19M-27M COP (5k-7kUSD)	High	92.50%	<a href="#">🔗</a>
Marketing Director	62M-66M COP (16k-17kUSD)	Medium	76.50%	<a href="#">🔗</a>
Marketing Executive	39M-43M COP (10k-11kUSD)	High	92.50%	<a href="#">🔗</a>
Marketing Manager	55M-71M COP (14k-18kUSD)	High	92.50%	<a href="#">🔗</a>
Marketing Specialist	19M-27M COP (5k-7kUSD)	High	91.50%	<a href="#">🔗</a>
Partnerships Manager	31M-39M COP (8k-10kUSD)	Low	89.50%	<a href="#">🔗</a>
Product Marketing Manager	55M-67M COP (14k-17kUSD)	High	89.10%	<a href="#">🔗</a>
Search Engine Optimizer	23M-35M COP (6k-9kUSD)	Low	91.80%	<a href="#">🔗</a>
Social Media Manager	27M-27M COP (7k-7kUSD)	High	89.50%	<a href="#">🔗</a>

## Operations

Title	Salary band	Demand	Confidence ratio	More info
Adjutant General	46M-62M COP (12k-16kUSD)	High	79.80%	<a href="#">🔗</a>
Administrator	19M-23M COP (5k-6kUSD)	High	92.50%	<a href="#">🔗</a>
Advisor	19M-23M COP (5k-6kUSD)	High	92.50%	<a href="#">🔗</a>
Area Manager	23M-27M COP (6k-7kUSD)	Low	92.50%	<a href="#">🔗</a>
Assembly Operator	23M-35M COP (6k-9kUSD)	High	92.50%	<a href="#">🔗</a>

Car Washer	15M-19M COP (4k-5kUSD)	High	75.50%	<a href="#">🔗</a>
Chief Executive Officer	95M-138M COP (24k-35kUSD)	Low	85.30%	<a href="#">🔗</a>
Chief of Staff	71M-118M COP (18k-30kUSD)	Medium	85.30%	<a href="#">🔗</a>
Compliance Analyst	35M-39M COP (9k-10kUSD)	High	90.50%	<a href="#">🔗</a>
Country Manager	138M-154M COP (35k-39kUSD)	Low	90.80%	<a href="#">🔗</a>
Customer Operations Manager	27M-55M COP (7k-14kUSD)	Low	86.70%	<a href="#">🔗</a>
Demand Planner	43M-47M COP (11k-12kUSD)	High	77.50%	<a href="#">🔗</a>
Fleet Manager	43M-67M COP (11k-17kUSD)	Low	79.00%	<a href="#">🔗</a>
Forklift Driver	19M-23M COP (5k-6kUSD)	High	92.50%	<a href="#">🔗</a>
General Manager	67M-87M COP (17k-22kUSD)	Low	73.50%	<a href="#">🔗</a>
Head of Operations	99M-103M COP (25k-26kUSD)	High	87.50%	<a href="#">🔗</a>
Head of Transport Logistics	71M-95M COP (18k-24kUSD)	High	92.50%	<a href="#">🔗</a>
Logging Worker	23M-39M COP (6k-10kUSD)	Low	85.50%	<a href="#">🔗</a>
Logistician	27M-39M COP (7k-10kUSD)	High	89.40%	<a href="#">🔗</a>
Logistics Manager	31M-43M COP (8k-11kUSD)	Low	89.00%	<a href="#">🔗</a>
Machine Operator	19M-23M COP (5k-6kUSD)	Low	90.50%	<a href="#">🔗</a>
Manager	39M-59M COP (10k-15kUSD)	Low	74.90%	<a href="#">🔗</a>
Operations Coordinator	19M-27M COP (5k-7kUSD)	High	87.50%	<a href="#">🔗</a>
Operations Director	82M-90M COP (21k-23kUSD)	High	84.50%	<a href="#">🔗</a>
Operations Engineer	43M-67M COP (11k-17kUSD)	Medium	89.10%	<a href="#">🔗</a>
Operations Manager	51M-59M COP (13k-15kUSD)	High	79.00%	<a href="#">🔗</a>
Operations Specialist	23M-39M COP (6k-10kUSD)	Low	96.50%	<a href="#">🔗</a>
Operations Support Manager	47M-67M COP (12k-17kUSD)	Low	86.40%	<a href="#">🔗</a>
Operations Technician	19M-27M COP (5k-7kUSD)	High	91.50%	<a href="#">🔗</a>
Operations Vice President	75M-99M COP (19k-25kUSD)	High	90.50%	<a href="#">🔗</a>
Program Manager	43M-67M COP (11k-17kUSD)	Low	88.60%	<a href="#">🔗</a>
Project Director	67M-83M COP (17k-21kUSD)	Low	89.20%	<a href="#">🔗</a>

Project Leader	55M-79M COP (14k-20kUSD)	Low	84.70%	<a href="#">🔗</a>
Purchasing Manager	35M-43M COP (9k-11kUSD)	Low	74.50%	<a href="#">🔗</a>
Quality Lead	43M-59M COP (11k-15kUSD)	Medium	99.30%	<a href="#">🔗</a>
Sheet Metal Worker	11M-15M COP (3k-4kUSD)	High	92.50%	<a href="#">🔗</a>
Site Supervisor	19M-27M COP (5k-7kUSD)	Low	99.70%	<a href="#">🔗</a>
Strategy Manager	55M-59M COP (14k-15kUSD)	High	89.00%	<a href="#">🔗</a>
Supply Chain Manager	63M-67M COP (16k-17kUSD)	Medium	83.50%	<a href="#">🔗</a>
Warehouse Assistant	19M-27M COP (5k-7kUSD)	High	92.50%	<a href="#">🔗</a>
Warehouse Associate	11M-11M COP (3k-3kUSD)	High	85.50%	<a href="#">🔗</a>
Warehouse Loader	27M-43M COP (7k-11kUSD)	Low	87.60%	<a href="#">🔗</a>
Warehouse Manager	23M-27M COP (6k-7kUSD)	High	78.50%	<a href="#">🔗</a>
Warehouse Selector	39M-67M COP (10k-17kUSD)	High	84.50%	<a href="#">🔗</a>
Warehouse Supervisor	27M-35M COP (7k-9kUSD)	High	84.50%	<a href="#">🔗</a>
Warehouse Worker	15M-19M COP (4k-5kUSD)	High	92.50%	<a href="#">🔗</a>
Woods Boss	31M-47M COP (8k-12kUSD)	Low	91.30%	<a href="#">🔗</a>

## Product

Title	Salary band	Demand	Confidence ratio	More info
Director of Product	75M-79M COP (19k-20kUSD)	High	78.50%	<a href="#">🔗</a>
Implementation Specialist	35M-47M COP (9k-12kUSD)	Low	94.10%	<a href="#">🔗</a>
Product Analyst	43M-63M COP (11k-16kUSD)	Low	89.40%	<a href="#">🔗</a>
Product Manager	55M-59M COP (14k-15kUSD)	High	91.50%	<a href="#">🔗</a>
Product Owner	51M-53M COP (13k-14kUSD)	High	90.70%	<a href="#">🔗</a>
Product Specialist	31M-55M COP (8k-14kUSD)	Low	88.50%	<a href="#">🔗</a>
Product Tester	39M-39M COP (10k-10kUSD)	Low	92.50%	<a href="#">🔗</a>

## Production

Title	Salary band	Demand	Confidence ratio	More info
Manufacturing Engineer	27M-35M COP (7k-9kUSD)	High	83.50%	<a href="#">🔗</a>
Material Handler	15M-19M COP (4k-5kUSD)	Medium	92.50%	<a href="#">🔗</a>
Operator	23M-27M COP (6k-7kUSD)	High	85.50%	<a href="#">🔗</a>
Production Associate	15M-19M COP (4k-5kUSD)	High	91.50%	<a href="#">🔗</a>
Production Operator	15M-19M COP (4k-5kUSD)	High	92.50%	<a href="#">🔗</a>
Production Supervisor	31M-39M COP (8k-10kUSD)	High	92.50%	<a href="#">🔗</a>
Quality Engineer	39M-47M COP (10k-12kUSD)	High	92.50%	<a href="#">🔗</a>

## Sales

Title	Salary band	Demand	Confidence ratio	More info
Account Manager	111M-126M COP (28k-32kUSD)	High	89.50%	<a href="#">🔗</a>
Business Developer	47M-55M COP (12k-14kUSD)	High	82.50%	<a href="#">🔗</a>
Business Development Executive	47M-51M COP (12k-13kUSD)	Low	79.70%	<a href="#">🔗</a>
Business Development Representative	27M-31M COP (7k-8kUSD)	Low	89.00%	<a href="#">🔗</a>
Channel Sales	39M-63M COP (10k-16kUSD)	High	95.10%	<a href="#">🔗</a>
Commercial Director	87M-114M COP (22k-29kUSD)	High	85.50%	<a href="#">🔗</a>
Commercial Manager	59M-95M COP (15k-24kUSD)	High	83.80%	<a href="#">🔗</a>
Customer Onboarding Specialist	63M-83M COP (16k-21kUSD)	Low	76.90%	<a href="#">🔗</a>
Customer Service Associate	11M-19M COP (3k-5kUSD)	Medium	70.10%	<a href="#">🔗</a>
Engagement Director	63M-75M COP (16k-19kUSD)	High	80.20%	<a href="#">🔗</a>
Grocery Stocker	47M-67M COP (12k-17kUSD)	Low	73.00%	<a href="#">🔗</a>



Inside Sales Representative	7M-11M COP (2k-3kUSD)	High	88.50%	<a href="#">🔗</a>
Merchandiser	19M-23M COP (5k-6kUSD)	High	89.50%	<a href="#">🔗</a>
Night Stocker	47M-71M COP (12k-18kUSD)	Low	73.10%	<a href="#">🔗</a>
Route Sales Representative	23M-35M COP (6k-9kUSD)	High	85.50%	<a href="#">🔗</a>
Sales Account Executive	35M-51M COP (9k-13kUSD)	Medium	82.40%	<a href="#">🔗</a>
Sales Assistant	59M-75M COP (15k-19kUSD)	Low	91.40%	<a href="#">🔗</a>
Sales Associate	71M-75M COP (18k-19kUSD)	High	93.40%	<a href="#">🔗</a>
Sales Development Manager	59M-67M COP (15k-17kUSD)	Low	91.70%	<a href="#">🔗</a>
Sales Director	78M-90M COP (20k-23kUSD)	High	92.50%	<a href="#">🔗</a>
Sales Engineer	47M-55M COP (12k-14kUSD)	Low	87.70%	<a href="#">🔗</a>
Sales Officer	75M-79M COP (19k-20kUSD)	Low	89.50%	<a href="#">🔗</a>
Sales Operations	23M-31M COP (6k-8kUSD)	High	80.50%	<a href="#">🔗</a>
Sales Representative	19M-23M COP (5k-6kUSD)	High	84.50%	<a href="#">🔗</a>
Sales Support Manager	43M-43M COP (11k-11kUSD)	High	77.50%	<a href="#">🔗</a>
Service Manager	51M-63M COP (13k-16kUSD)	Medium	73.60%	<a href="#">🔗</a>
Stockkeeper	23M-31M COP (6k-8kUSD)	Medium	85.40%	<a href="#">🔗</a>
Store Associate	15M-19M COP (4k-5kUSD)	High	92.50%	<a href="#">🔗</a>
Store Shopper	19M-27M COP (5k-7kUSD)	High	79.50%	<a href="#">🔗</a>
Store Stocker	31M-47M COP (8k-12kUSD)	Low	75.60%	<a href="#">🔗</a>
Store Team Member	23M-31M COP (6k-8kUSD)	Low	76.80%	<a href="#">🔗</a>

## Science and Research

Title	Salary band	Demand	Confidence ratio	More info
Clinical Research Associate	59M-71M COP (15k-18kUSD)	Low	88.80%	<a href="#">🔗</a>
Head of Research	126M-182M COP (32k-46kUSD)	Low	92.50%	<a href="#">🔗</a>
Medical Science Liaison	63M-87M COP (16k-22kUSD)	High	84.30%	<a href="#">🔗</a>
Principal Scientist	63M-71M COP (16k-18kUSD)	High	89.00%	<a href="#">🔗</a>
Research Analyst	35M-55M COP (9k-14kUSD)	Low	88.10%	<a href="#">🔗</a>
Research Associate	39M-58M COP (10k-15kUSD)	Low	78.60%	<a href="#">🔗</a>
Research Director	59M-99M COP (15k-25kUSD)	Low	87.70%	<a href="#">🔗</a>
Research Fellow	27M-35M COP (7k-9kUSD)	Low	90.80%	<a href="#">🔗</a>
Research Manager	47M-63M COP (12k-16kUSD)	High	100.00%	<a href="#">🔗</a>
Research Scientist	35M-39M COP (9k-10kUSD)	High	92.50%	<a href="#">🔗</a>
Research and Development Engineer	59M-67M COP (15k-17kUSD)	High	83.20%	<a href="#">🔗</a>
Research and Development Manager	55M-71M COP (14k-18kUSD)	Low	90.30%	<a href="#">🔗</a>
Scientist	27M-31M COP (7k-8kUSD)	Low	87.50%	<a href="#">🔗</a>
User Researcher	43M-51M COP (11k-13kUSD)	Low	96.90%	<a href="#">🔗</a>

## Transportation

Title	Salary band	Demand	Confidence ratio	More info
Class A CDL Truck Driver	31M-47M COP (8k-12kUSD)	High	75.60%	<a href="#">🔗</a>
Company Driver	35M-47M COP (9k-12kUSD)	Low	87.50%	<a href="#">🔗</a>
Package Delivery Driver	23M-31M COP (6k-8kUSD)	Low	73.50%	<a href="#">🔗</a>
Package Handler	15M-23M COP (4k-6kUSD)	Low	93.70%	<a href="#">🔗</a>
Traffic Agent	19M-27M COP (5k-7kUSD)	Low	97.50%	<a href="#">🔗</a>
Traffic Manager	31M-35M COP (8k-9kUSD)	High	92.50%	<a href="#">🔗</a>
Transportation Manager	39M-59M COP (10k-15kUSD)	High	89.20%	<a href="#">🔗</a>
Transportation Security Inspector	43M-63M COP (11k-16kUSD)	Low	75.30%	<a href="#">🔗</a>
Transportation Security Officer	23M-35M COP (6k-9kUSD)	High	87.10%	<a href="#">🔗</a>

# Dominican Republic

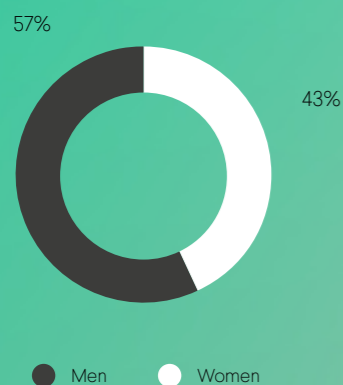
The Dominican Republic, situated in the heart of the Caribbean, seamlessly weaves its cultural tapestry with a burgeoning economic landscape.

The nation's labor market, a vibrant core of diverse talents, propels industries ranging from tourism to technology. The Dominican Republic's adaptability and competitive strengths make it an appealing destination for

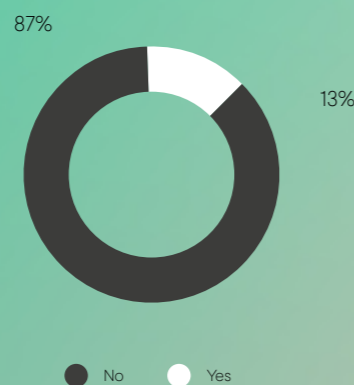
businesses eyeing strategic expansion into the Caribbean markets. Nestled strategically in the Caribbean, the country's rich cultural heritage, combined with its modern economic dynamics, establishes it as a compelling epicenter of trade, commerce, and growth.



## Gender occupation



## Remote work



Population: 11M people

GDP: \$121K

Cost of living: 38.8

Cost of living + rent: 25.4

\*For more city charts details, see annex on page 202.

## Relevant Sectors

- Tourism and Hospitality
- Agriculture and Agribusiness
- Telecommunications

\* Public Holidays: 12 days / year \* Working hours: 44 h / week \*

## Dominican Republic Companies



Grupo Puntacana



AgroFresas



Altice Dominican Republic

Minimum wage per month in the Dominican Republic vary based on the size of the company:  
 21,000.00 DOP (355.44 USD) in large companies  
 19,250.00 DOP (325.82 USD) in medium-sized companies  
 12,900.00 DOP (218.34 USD) in small companies  
 11,900.00 DOP (201.41 USD) in micro-enterprises

Ratio professionals/ job opening: 1.16

Average country salary/month: \$404

- Benefits:
- Work-Life Balance
  - Cutting Edge Technology
  - Disability Leave

# Dominican republic

## Administrative Support

Title	Salary band	Demand	Confidence ratio	More info
Administrative Coordinator	530k-824k DOP (9k-14kUSD)	High	90.50%	<a href="#">🔗</a>
Office Administrator	942k-1001k DOP (16k-17kUSD)	High	89.50%	<a href="#">🔗</a>
Secretary	1178k-1236k DOP (20k-21kUSD)	High	70.50%	<a href="#">🔗</a>

## Community and Social Services

Title	Salary band	Demand	Confidence ratio	More info
Babysitter	530k-824k DOP (9k-14kUSD)	High	87.50%	<a href="#">🔗</a>
Social Worker	412k-471k DOP (7k-8kUSD)	High	92.50%	<a href="#">🔗</a>

## Customer Support

Title	Salary band	Demand	Confidence ratio	More info
Call Center Representative	589k-647k DOP (10k-11kUSD)	High	82.50%	<a href="#">🔗</a>
Helpdesk Technician	412k-530k DOP (7k-9kUSD)	Low	78.50%	<a href="#">🔗</a>

## Design, Media, and Writing

Title	Salary band	Demand	Confidence ratio	More info
Copy Writer	1413k-1531k DOP (24k-26kUSD)	High	86.50%	<a href="#">🔗</a>
Creative Director	2002k-2473k DOP (34k-42kUSD)	Medium	71.50%	<a href="#">🔗</a>
Design Engineer	1590k-1825k DOP (27k-31kUSD)	High	77.50%	<a href="#">🔗</a>
Designer	883k-942k DOP (15k-16kUSD)	Medium	92.50%	<a href="#">🔗</a>

## Education

Title	Salary band	Demand	Confidence ratio	More info
Academic Advisor	647k-942k DOP (11k-16kUSD)	Low	92.50%	<a href="#">🔗</a>
Admissions Counselor	706k-765k DOP (12k-13kUSD)	Low	92.50%	<a href="#">🔗</a>
Assistant Professor	1119k-1590k DOP (19k-27kUSD)	Low	89.50%	<a href="#">🔗</a>
Associate Professor	1178k-1825k DOP (20k-31kUSD)	Low	85.50%	<a href="#">🔗</a>
Education Consultant	883k-1295k DOP (15k-22kUSD)	Low	91.50%	<a href="#">🔗</a>
Education Coordinator	824k-883k DOP (14k-15kUSD)	Low	92.50%	<a href="#">🔗</a>

## Engineering and Technical

Title	Salary band	Demand	Confidence ratio	More info
Architect	1354k-1531k DOP (23k-26kUSD)	High	91.50%	<a href="#">🔗</a>
Civil Engineer	1472k-1590k DOP (25k-27kUSD)	High	70.50%	<a href="#">🔗</a>

Controls Engineer	1236k-1295k DOP (21k-22kUSD)	High	74.50%	<a href="#">🔗</a>
Maintenance Engineer	1413k-1472k DOP (24k-25kUSD)	High	80.50%	<a href="#">🔗</a>
Mechanical Design Engineer	1236k-1531k DOP (21k-26kUSD)	High	92.50%	<a href="#">🔗</a>
Mechanical Engineer	1178k-1178k DOP (20k-20kUSD)	High	72.50%	<a href="#">🔗</a>
Process Engineer	1354k-1531k DOP (23k-26kUSD)	High	92.50%	<a href="#">🔗</a>
Project Engineer	1472k-1649k DOP (25k-28kUSD)	High	81.50%	<a href="#">🔗</a>
Structural Engineer	1119k-1178k DOP (19k-20kUSD)	High	84.50%	<a href="#">🔗</a>
Test Engineer	1178k-1472k DOP (20k-25kUSD)	Low	92.50%	<a href="#">🔗</a>

## Finance

Title	Salary band	Demand	Confidence ratio	More info
Finance Director	2297k-2473k DOP (39k-42kUSD)	High	72.50%	<a href="#">🔗</a>
Financial Planning Analyst	1472k-1649k DOP (25k-28kUSD)	High	78.50%	<a href="#">🔗</a>
IT Analyst	824k-883k DOP (14k-15kUSD)	High	76.50%	<a href="#">🔗</a>
Pricing Analyst	942k-1119k DOP (16k-19kUSD)	Low	92.50%	<a href="#">🔗</a>
Treasury Analyst	1178k-1472k DOP (20k-25kUSD)	High	77.50%	<a href="#">🔗</a>
Underwriter	1472k-1590k DOP (25k-27kUSD)	High	92.50%	<a href="#">🔗</a>

## Health

Title	Salary band	Demand	Confidence ratio	More info
Nurse	1178k-1354k DOP (20k-23kUSD)	High	76.50%	<a href="#">🔗</a>

Pharmacy Technician	706k-824k DOP (12k-14kUSD)	Low	92.50%	<a href="#">🔗</a>
Veterinarian	1649k-2356k DOP (28k-40kUSD)	Low	77.50%	<a href="#">🔗</a>

## Human Resources

Title	Salary band	Demand	Confidence ratio	More info
Human Resources Administrator	471k-706k DOP (8k-12kUSD)	High	84.50%	<a href="#">🔗</a>

## Information Technology

Title	Salary band	Demand	Confidence ratio	More info
.NET Developer	1825k-2002k DOP (31k-34kUSD)	High	92.50%	<a href="#">🔗</a>
Business Analyst	942k-1119k DOP (16k-19kUSD)	High	92.50%	<a href="#">🔗</a>
Business Intelligence Developer	1590k-1708k DOP (27k-29kUSD)	Low	73.50%	<a href="#">🔗</a>
C++ Developer	1649k-1649k DOP (28k-28kUSD)	High	92.50%	<a href="#">🔗</a>
Consultant	1708k-1767k DOP (29k-30kUSD)	High	90.50%	<a href="#">🔗</a>
Data Analyst	942k-1119k DOP (16k-19kUSD)	High	92.50%	<a href="#">🔗</a>
Data Engineer	1884k-2238k DOP (32k-38kUSD)	High	89.50%	<a href="#">🔗</a>
Embedded Engineer	2945k-3769k DOP (50k-64kUSD)	Low	92.50%	<a href="#">🔗</a>
Head of Data	2179k-2709k DOP (37k-46kUSD)	Low	84.50%	<a href="#">🔗</a>
IT Consultant	1531k-1531k DOP (26k-26kUSD)	High	92.50%	<a href="#">🔗</a>
Java Developer	1295k-1413k DOP (22k-24kUSD)	High	85.50%	<a href="#">🔗</a>
Nodejs Developer	2356k-3180k DOP (40k-54kUSD)	High	87.50%	<a href="#">🔗</a>

Platform Engineer	1472k-1531k DOP (25k-26kUSD)	High	84.50%	<a href="#">🔗</a>
Quality Assurance Analyst	530k-647k DOP (9k-11kUSD)	High	92.50%	<a href="#">🔗</a>
Site Reliability Engineer	1767k-1943k DOP (30k-33kUSD)	High	84.50%	<a href="#">🔗</a>
Software Engineer	2120k-2356k DOP (36k-40kUSD)	High	72.50%	<a href="#">🔗</a>
Solution Architect	1708k-2002k DOP (29k-34kUSD)	High	71.50%	<a href="#">🔗</a>
Technical Analyst	824k-1001k DOP (14k-17kUSD)	High	92.50%	<a href="#">🔗</a>
Technical Project Manager	2120k-2238k DOP (36k-38kUSD)	High	89.50%	<a href="#">🔗</a>
Technical Specialist	706k-824k DOP (12k-14kUSD)	High	92.50%	<a href="#">🔗</a>
iOS Developer	1295k-1649k DOP (22k-28kUSD)	High	92.50%	<a href="#">🔗</a>

## Law, Compliance, and Public Safety

Title	Salary band	Demand	Confidence ratio	More info
Chief Legal Officer	2532k-2709k DOP (43k-46kUSD)	Low	92.50%	<a href="#">🔗</a>
Immigration Paralegal	883k-1295k DOP (15k-22kUSD)	Low	92.50%	<a href="#">🔗</a>
Security Manager	1354k-1531k DOP (23k-26kUSD)	High	92.50%	<a href="#">🔗</a>

## Marketing

Title	Salary band	Demand	Confidence ratio	More info
Partnerships Manager	1884k-2120k DOP (32k-36kUSD)	High	76.50%	<a href="#">🔗</a>
Search Engine Optimizer	1119k-1354k DOP (19k-23kUSD)	High	82.50%	<a href="#">🔗</a>

## Operations

Title	Salary band	Demand	Confidence ratio	More info
Administrator	3416k-4181k DOP (58k-71kUSD)	High	82.50%	<a href="#">🔗</a>
Car Washer	589k-824k DOP (10k-14kUSD)	Low	70.50%	<a href="#">🔗</a>
Operations Coordinator	1119k-1649k DOP (19k-28kUSD)	High	92.50%	<a href="#">🔗</a>
Woods Boss	1884k-1943k DOP (32k-33kUSD)	Low	92.50%	<a href="#">🔗</a>

## Product

Title	Salary band	Demand	Confidence ratio	More info
Product Analyst	706k-883k DOP (12k-15kUSD)	Low	92.50%	<a href="#">🔗</a>
Product Manager	2945k-3180k DOP (50k-54kUSD)	High	83.50%	<a href="#">🔗</a>
Product Owner	1413k-1825k DOP (24k-31kUSD)	High	74.50%	<a href="#">🔗</a>
Product Specialist	824k-942k DOP (14k-16kUSD)	High	92.50%	<a href="#">🔗</a>

## Production

Title	Salary band	Demand	Confidence ratio	More info
Manufacturing Engineer	1413k-1767k DOP (24k-30kUSD)	High	77.50%	<a href="#">🔗</a>
Material Handler	530k-765k DOP (9k-13kUSD)	High	77.50%	<a href="#">🔗</a>
Operator	765k-883k DOP (13k-15kUSD)	High	88.50%	<a href="#">🔗</a>
Production Associate	824k-1060k DOP (14k-18kUSD)	Low	92.50%	<a href="#">🔗</a>

Production Operator	883k-1060k DOP (15k-18kUSD)	High	89.50%	<a href="#">🔗</a>
Production Supervisor	1472k-1825k DOP (25k-31kUSD)	High	92.50%	<a href="#">🔗</a>

## Sales

Title	Salary band	Demand	Confidence ratio	More info
Customer Service Associate	530k-706k DOP (9k-12kUSD)	Low	78.50%	<a href="#">🔗</a>
Merchandiser	530k-589k DOP (9k-10kUSD)	High	88.50%	<a href="#">🔗</a>
Sales Development Manager	1354k-1472k DOP (23k-25kUSD)	Low	92.50%	<a href="#">🔗</a>
Store Manager	1060k-1295k DOP (18k-22kUSD)	High	74.50%	<a href="#">🔗</a>
Store Stocker	176k-294k DOP (3k-5kUSD)	Low	92.50%	<a href="#">🔗</a>

## Science and Research

Title	Salary band	Demand	Confidence ratio	More info
Research Analyst	1001k-1178k DOP (17k-20kUSD)	High	92.50%	<a href="#">🔗</a>
Research Coordinator	942k-1001k DOP (16k-17kUSD)	Low	81.50%	<a href="#">🔗</a>
Research Scientist	1413k-1531k DOP (24k-26kUSD)	Low	92.50%	<a href="#">🔗</a>

## Transportation

Title	Salary band	Demand	Confidence ratio	More info
Chauffeur	883k-1060k DOP (15k-18kUSD)	High	72.50%	<a href="#">🔗</a>

# Mexico

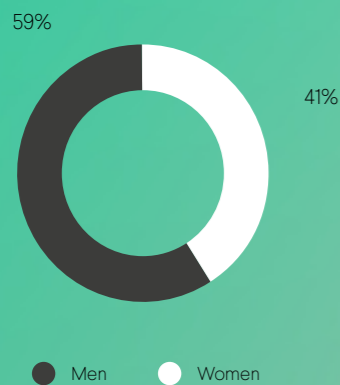
Mexico epitomizes a captivating blend of historical richness and modern economic dynamism.

Its diverse workforce, encompassing a myriad of professional backgrounds, collectively establishes Mexico as a pivotal hub for tech innovation and financial prowess in the Americas. The nation's strategic geographical location, coupled with a welcoming

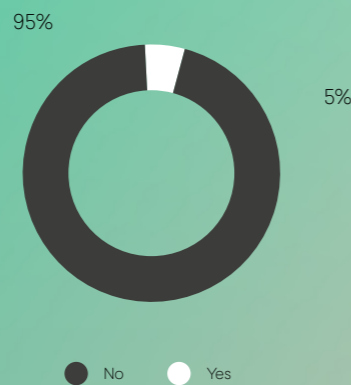
business environment, continues to attract multinational corporations, making Mexico a strategic gateway for ventures aiming to thrive in the vibrant markets of the Americas. In this seamless fusion of tradition and progressive vision, Mexico confidently asserts its status as a multifaceted epicenter for trade, commerce, and unparalleled innovation.



## Gender occupation



## Remote work



Population: 130M people

GDP: \$1.6M

Cost of living: 43.1

Cost of living + rent: 30.2

\*For more city charts details, see annex on page 202.

## Relevant Sectors

- Automotive
- Telecommunications
- Manufacturing

★ Public Holidays: 9 days / year    ★ Working hours: 48 h / week    ★

**Minimum wage per day in Mexico is 207.44 MXN (12.02 USD) and in the Northern Border Zone is 312.41 MXN (18.10 USD)**

**Ratio professionals/ job opening: 2,6**

- Benefits:**
- Health Insurance
  - Professional Development
  - Work From Home

**Average country salary/month: \$725**

## Mexico Companies



Grupo Bimbo



América Móvil



Cemex



## Administrative Support

Title	Salary band	Demand	Confidence ratio	More info
Administrative Manager	342k-444MXN (20k-26kUSD)	High	82.70%	<a href="#">🔗</a>
City Carrier Assistant	495k-598MXN (29k-35kUSD)	Medium	76.70%	<a href="#">🔗</a>
Data Entry Clerk	239k-273MXN (14k-16kUSD)	High	78.30%	<a href="#">🔗</a>
Data Processor	222k-324MXN (13k-19kUSD)	High	86.40%	<a href="#">🔗</a>
Front Desk Receptionist	153k-222MXN (9k-13kUSD)	Low	82.20%	<a href="#">🔗</a>
Intermodal Customer Service	290k-307MXN (17k-18kUSD)	High	96.30%	<a href="#">🔗</a>
Library Aide	307k-410MXN (18k-24kUSD)	Low	90.60%	<a href="#">🔗</a>
Library Associate	324k-410MXN (19k-24kUSD)	Low	92.50%	<a href="#">🔗</a>
Library Clerk	307k-359MXN (18k-21kUSD)	Low	84.50%	<a href="#">🔗</a>
Library Technician	222k-359MXN (13k-21kUSD)	Low	92.50%	<a href="#">🔗</a>
Mail Processing Clerk	205k-256MXN (12k-15kUSD)	Low	85.80%	<a href="#">🔗</a>
Member Service Representative	222k-324MXN (13k-19kUSD)	Low	79.80%	<a href="#">🔗</a>
Office Administrator	307k-324MXN (18k-19kUSD)	High	89.50%	<a href="#">🔗</a>
Office Assistant	461k-564MXN (27k-33kUSD)	High	92.50%	<a href="#">🔗</a>
Office Coordinator	222k-324MXN (13k-19kUSD)	Low	82.60%	<a href="#">🔗</a>
Patient Services Representative	256k-324MXN (15k-19kUSD)	High	75.60%	<a href="#">🔗</a>
Receptionist	85k-119MXN (5k-7kUSD)	High	92.50%	<a href="#">🔗</a>
Secretary	239k-256MXN (14k-15kUSD)	Low	92.50%	<a href="#">🔗</a>
Trouble Dispatcher	188k-205MXN (11k-12kUSD)	High	75.30%	<a href="#">🔗</a>

## Community and Social Services

Title	Salary band	Demand	Confidence ratio	More info
Babysitter	222k-290MXN (13k-17kUSD)	High	88.50%	<a href="#">🔗</a>
Hair Stylist	239k-290MXN (14k-17kUSD)	High	77.40%	<a href="#">🔗</a>
Nanny	256k-376MXN (15k-22kUSD)	High	70.90%	<a href="#">🔗</a>
Personal Support Worker	239k-239MXN (14k-14kUSD)	High	76.60%	<a href="#">🔗</a>

## Customer Support

Title	Salary band	Demand	Confidence ratio	More info
Call Center Representative	222k-256MXN (13k-15kUSD)	High	89.50%	<a href="#">🔗</a>
Customer Service Representative	153k-239MXN (9k-14kUSD)	High	89.50%	<a href="#">🔗</a>
Customer Service Specialist	290k-376MXN (17k-22kUSD)	Medium	99.50%	<a href="#">🔗</a>
Customer Success Director	906k-1077MXN (53k-63kUSD)	High	100.00%	<a href="#">🔗</a>
Customer Support Agent	171k-222MXN (10k-13kUSD)	High	78.00%	<a href="#">🔗</a>
Customer Support Team Leader	239k-324MXN (14k-19kUSD)	High	92.50%	<a href="#">🔗</a>
Director of Customer Experience	957k-1111MXN (56k-65kUSD)	Low	100.00%	<a href="#">🔗</a>
Helpdesk Technician	290k-376MXN (17k-22kUSD)	Low	85.50%	<a href="#">🔗</a>

## Design, Media, and Writing

Title	Salary band	Demand	Confidence ratio	More info
Copy Writer	444k-513MXN (26k-30kUSD)	High	79.50%	<a href="#">🔗</a>
Creative Director	769k-1008MXN (45k-59kUSD)	High	77.50%	<a href="#">🔗</a>
Design Engineer	581k-684MXN (34k-40kUSD)	High	92.50%	<a href="#">🔗</a>
Design Manager	307k-427MXN (18k-25kUSD)	High	91.50%	<a href="#">🔗</a>
Designer	581k-684MXN (34k-40kUSD)	Medium	83.50%	<a href="#">🔗</a>
Game Designer	239k-290MXN (14k-17kUSD)	Medium	91.50%	<a href="#">🔗</a>
Head of Design	1607k-1761MXN (94k-103kUSD)	Low	100.00%	<a href="#">🔗</a>
Industrial Designer	393k-410MXN (23k-24kUSD)	High	75.50%	<a href="#">🔗</a>
Product Designer	256k-307MXN (15k-18kUSD)	High	91.50%	<a href="#">🔗</a>
User Experience Designer	205k-222MXN (12k-13kUSD)	High	88.50%	<a href="#">🔗</a>
User Experience Manager	752k-820MXN (44k-48kUSD)	Low	73.40%	<a href="#">🔗</a>
User Interface Designer	530k-547MXN (31k-32kUSD)	Low	92.50%	<a href="#">🔗</a>
Video Editor	427k-444MXN (25k-26kUSD)	Medium	71.60%	<a href="#">🔗</a>
Visual Designer	530k-564MXN (31k-33kUSD)	High	93.00%	<a href="#">🔗</a>

## Education

Title	Salary band	Demand	Confidence ratio	More info
Academic Advisor	205k-342MXN (12k-20kUSD)	Medium	85.50%	<a href="#">🔗</a>
Admissions Counselor	290k-359MXN (17k-21kUSD)	Low	92.50%	<a href="#">🔗</a>
Associate Professor	513k-803MXN (30k-47kUSD)	Low	92.50%	<a href="#">🔗</a>
Education Consultant	307k-427MXN (18k-25kUSD)	High	92.50%	<a href="#">🔗</a>

Education Coordinator	222k-239MXN (13k-14kUSD)	Low	92.50%	<a href="#">🔗</a>
Instructional Designer	478k-598MXN (28k-35kUSD)	High	92.40%	<a href="#">🔗</a>

## Engineering and Technical

Title	Salary band	Demand	Confidence ratio	More info
Architect	513k-684MXN (30k-40kUSD)	High	70.50%	<a href="#">🔗</a>
Controls Engineer	564k-581MXN (33k-34kUSD)	High	92.50%	<a href="#">🔗</a>
Engineer	598k-718MXN (35k-42kUSD)	Low	97.60%	<a href="#">🔗</a>
Engineering Director	974k-1162MXN (57k-68kUSD)	High	82.00%	<a href="#">🔗</a>
Field Service Engineer	461k-547MXN (27k-32kUSD)	High	81.50%	<a href="#">🔗</a>
Hardware Engineer	581k-684MXN (34k-40kUSD)	High	91.70%	<a href="#">🔗</a>
Head of Engineering	1487k-1915MXN (87k-112kUSD)	High	100.00%	<a href="#">🔗</a>
Maintenance Engineer	478k-513MXN (28k-30kUSD)	High	74.50%	<a href="#">🔗</a>
Mechanical Design Engineer	273k-376MXN (16k-22kUSD)	High	92.50%	<a href="#">🔗</a>
Mechanical Engineer	632k-649MXN (37k-38kUSD)	High	83.50%	<a href="#">🔗</a>
Process Engineer	581k-666MXN (34k-39kUSD)	High	83.50%	<a href="#">🔗</a>
Project Engineer	581k-649MXN (34k-38kUSD)	High	78.50%	<a href="#">🔗</a>
Test Engineer	478k-632MXN (28k-37kUSD)	Low	85.50%	<a href="#">🔗</a>
Validation Engineer	649k-666MXN (38k-39kUSD)	High	85.20%	<a href="#">🔗</a>

## Finance

Title	Salary band	Demand	Confidence ratio	More info
Accounting Specialist	342k-376MXN (20k-22kUSD)	High	75.50%	<a href="#">🔗</a>
Accounts Payable Manager	478k-495MXN (28k-29kUSD)	High	92.50%	<a href="#">🔗</a>
Auditor	324k-410MXN (19k-24kUSD)	Medium	72.50%	<a href="#">🔗</a>
Branch Manager	530k-564MXN (31k-33kUSD)	High	92.50%	<a href="#">🔗</a>
Chief Financial Officer	2684k-2787MXN (157k-163kUSD)	Low	87.70%	<a href="#">🔗</a>
Compliance Manager	666k-769MXN (39k-45kUSD)	Low	86.60%	<a href="#">🔗</a>
Compliance Officer	564k-598MXN (33k-35kUSD)	High	84.40%	<a href="#">🔗</a>
Comptroller	598k-701MXN (35k-41kUSD)	Low	91.50%	<a href="#">🔗</a>
Finance Analyst	427k-530MXN (25k-31kUSD)	Medium	96.70%	<a href="#">🔗</a>
Finance Assistant	51k-68MXN (3k-4kUSD)	High	92.50%	<a href="#">🔗</a>
Finance Director	1402k-1504MXN (82k-88kUSD)	High	94.20%	<a href="#">🔗</a>
Finance Manager	923k-991MXN (54k-58kUSD)	High	94.20%	<a href="#">🔗</a>
Financial Controller	632k-666MXN (37k-39kUSD)	High	84.40%	<a href="#">🔗</a>
Financial Planning Analyst	547k-564MXN (32k-33kUSD)	Medium	85.60%	<a href="#">🔗</a>
Head of Tax	1299k-1692MXN (76k-99kUSD)	Low	72.10%	<a href="#">🔗</a>
IT Analyst	256k-273MXN (15k-16kUSD)	High	76.50%	<a href="#">🔗</a>
Pricing Analyst	205k-239MXN (12k-14kUSD)	High	92.50%	<a href="#">🔗</a>
Pricing Manager	666k-752MXN (39k-44kUSD)	Medium	83.40%	<a href="#">🔗</a>
Procurement Manager	427k-632MXN (25k-37kUSD)	Medium	92.00%	<a href="#">🔗</a>
Quantitative Analyst	222k-239MXN (13k-14kUSD)	Low	82.70%	<a href="#">🔗</a>
Quantity Surveyor	307k-376MXN (18k-22kUSD)	High	71.20%	<a href="#">🔗</a>
Revenue Manager	718k-923MXN (42k-54kUSD)	High	89.00%	<a href="#">🔗</a>
Tax Accountant	427k-444MXN (25k-26kUSD)	High	70.00%	<a href="#">🔗</a>

Tax Director	957k-1060MXN (56k-62kUSD)	High	79.50%	<a href="#">🔗</a>
Tax Manager	735k-752MXN (43k-44kUSD)	High	91.00%	<a href="#">🔗</a>
Treasury Analyst	205k-290MXN (12k-17kUSD)	High	74.60%	<a href="#">🔗</a>

## Health

Title	Salary band	Demand	Confidence ratio	More info
Clinical Orthoptist	376k-427MXN (22k-25kUSD)	Low	98.70%	<a href="#">🔗</a>
Health and Safety Coordinator	273k-393MXN (16k-23kUSD)	High	96.50%	<a href="#">🔗</a>
Laboratory Manager	547k-581MXN (32k-34kUSD)	High	92.50%	<a href="#">🔗</a>
Patient Transporter	222k-290MXN (13k-17kUSD)	Low	70.10%	<a href="#">🔗</a>
Pharmacy Technician	530k-615MXN (31k-36kUSD)	High	92.50%	<a href="#">🔗</a>
Veterinarian	495k-632MXN (29k-37kUSD)	High	92.50%	<a href="#">🔗</a>

## Hospitality, Food, and Tourism

Title	Salary band	Demand	Confidence ratio	More info
Barmaid	239k-256MXN (14k-15kUSD)	High	92.50%	<a href="#">🔗</a>
Chef de Cuisine	239k-376MXN (14k-22kUSD)	High	97.20%	<a href="#">🔗</a>
Restaurant Team Member	256k-324MXN (15k-19kUSD)	High	81.70%	<a href="#">🔗</a>

## Human Resources

Title	Salary band	Demand	Confidence ratio	More info
Chief People Officer	1316k-1829MXN (77k-107kUSD)	High	89.00%	<a href="#">🔗</a>
Human Resources Administrator	376k-427MXN (22k-25kUSD)	High	92.50%	<a href="#">🔗</a>
Human Resources Assistant	273k-342MXN (16k-20kUSD)	High	71.50%	<a href="#">🔗</a>
Human Resources Associate	872k-991MXN (51k-58kUSD)	High	89.50%	<a href="#">🔗</a>
Human Resources Business Partner	513k-547MXN (30k-32kUSD)	High	75.50%	<a href="#">🔗</a>
Human Resources Coordinator	393k-530MXN (23k-31kUSD)	High	92.50%	<a href="#">🔗</a>
Human Resources Generalist	461k-530MXN (27k-31kUSD)	High	88.10%	<a href="#">🔗</a>
Human Resources Manager	513k-564MXN (30k-33kUSD)	High	84.10%	<a href="#">🔗</a>
People Operations	461k-666MXN (27k-39kUSD)	High	88.50%	<a href="#">🔗</a>
Recruiter	410k-495MXN (24k-29kUSD)	High	89.60%	<a href="#">🔗</a>
Sourcer	376k-427MXN (22k-25kUSD)	High	90.30%	<a href="#">🔗</a>
Talent Acquisition Manager	735k-855MXN (43k-50kUSD)	High	85.50%	<a href="#">🔗</a>
Technical Trainer	564k-718MXN (33k-42kUSD)	High	92.50%	<a href="#">🔗</a>

## Information Technology

Title	Salary band	Demand	Confidence ratio	More info
.NET Developer	615k-718MXN (36k-42kUSD)	High	93.30%	<a href="#">🔗</a>
ABAP Developer	598k-666MXN (35k-39kUSD)	Medium	77.20%	<a href="#">🔗</a>
Actuary	324k-427MXN (19k-25kUSD)	Low	80.10%	<a href="#">🔗</a>
Agile Coach	290k-307MXN (17k-18kUSD)	High	92.50%	<a href="#">🔗</a>
Analyst	444k-598MXN (26k-35kUSD)	Medium	84.20%	<a href="#">🔗</a>

Android Developer	461k-581MXN (27k-34kUSD)	Medium	88.40%	<a href="#">🔗</a>
Applications Developer	513k-547MXN (30k-32kUSD)	High	96.70%	<a href="#">🔗</a>
Applications Support Engineer	666k-666MXN (39k-39kUSD)	High	95.50%	<a href="#">🔗</a>
Automation Engineer	632k-701MXN (37k-41kUSD)	High	92.90%	<a href="#">🔗</a>
Blockchain Developer	581k-752MXN (34k-44kUSD)	High	87.40%	<a href="#">🔗</a>
Business Analyst	495k-564MXN (29k-33kUSD)	Medium	93.70%	<a href="#">🔗</a>
Business Intelligence Analyst	273k-359MXN (16k-21kUSD)	High	99.50%	<a href="#">🔗</a>
Business Intelligence Developer	444k-547MXN (26k-32kUSD)	High	79.80%	<a href="#">🔗</a>
Business Intelligence Manager	820k-872MXN (48k-51kUSD)	Medium	95.70%	<a href="#">🔗</a>
Business Process Analyst	222k-290MXN (13k-17kUSD)	High	92.50%	<a href="#">🔗</a>
CRM Developer	444k-461MXN (26k-27kUSD)	High	92.50%	<a href="#">🔗</a>
Chief Technology Officer	2034k-2496MXN (119k-146kUSD)	Low	70.00%	<a href="#">🔗</a>
Cloud Engineer	632k-684MXN (37k-40kUSD)	High	92.10%	<a href="#">🔗</a>
Consultant	239k-256MXN (14k-15kUSD)	High	87.50%	<a href="#">🔗</a>
Cyber Security Analyst	547k-649MXN (32k-38kUSD)	Low	85.80%	<a href="#">🔗</a>
Data Analyst	513k-632MXN (30k-37kUSD)	High	91.90%	<a href="#">🔗</a>
Data Consultant	495k-530MXN (29k-31kUSD)	High	71.50%	<a href="#">🔗</a>
Data Engineer	256k-273MXN (15k-16kUSD)	High	92.50%	<a href="#">🔗</a>
Data Manager	444k-547MXN (26k-32kUSD)	Medium	91.30%	<a href="#">🔗</a>
Data Scientist	564k-666MXN (33k-39kUSD)	High	83.30%	<a href="#">🔗</a>
Database Administrator	564k-632MXN (33k-37kUSD)	High	96.70%	<a href="#">🔗</a>
Database Developer	188k-256MXN (11k-15kUSD)	High	92.50%	<a href="#">🔗</a>
DevOps Engineer	666k-701MXN (39k-41kUSD)	High	95.70%	<a href="#">🔗</a>
Developer	478k-632MXN (28k-37kUSD)	Low	85.70%	<a href="#">🔗</a>
ERP Consultant	290k-359MXN (17k-21kUSD)	High	94.50%	<a href="#">🔗</a>
ERP Developer	461k-513MXN (27k-30kUSD)	High	82.00%	<a href="#">🔗</a>
Elixir Developer	632k-735MXN (37k-43kUSD)	Low	100.00%	<a href="#">🔗</a>

Embedded Engineer	649k-752MXN (38k-44kUSD)	High	83.50%	<a href="#">🔗</a>
Firmware Engineer	222k-290MXN (13k-17kUSD)	High	91.70%	<a href="#">🔗</a>
Frontend Developer	478k-701MXN (28k-41kUSD)	High	85.00%	<a href="#">🔗</a>
Full Stack Developer	581k-684MXN (34k-40kUSD)	High	87.50%	<a href="#">🔗</a>
Functional Consultant	290k-427MXN (17k-25kUSD)	High	95.60%	<a href="#">🔗</a>
Game Developer	615k-649MXN (36k-38kUSD)	Low	90.50%	<a href="#">🔗</a>
Golang Developer	205k-273MXN (12k-16kUSD)	High	92.50%	<a href="#">🔗</a>
Head of Data	1744k-1761MXN (102k-103kUSD)	High	100.00%	<a href="#">🔗</a>
IOT Engineer	324k-427MXN (19k-25kUSD)	High	97.50%	<a href="#">🔗</a>
IT Developer	598k-615MXN (35k-36kUSD)	High	95.00%	<a href="#">🔗</a>
Integration Engineer	307k-393MXN (18k-23kUSD)	High	81.90%	<a href="#">🔗</a>
Java Developer	598k-684MXN (35k-40kUSD)	High	97.20%	<a href="#">🔗</a>
Machine Learning Engineer	649k-769MXN (38k-45kUSD)	High	100.00%	<a href="#">🔗</a>
Mobile Developer	495k-598MXN (29k-35kUSD)	High	93.00%	<a href="#">🔗</a>
NetOps Engineer	205k-290MXN (12k-17kUSD)	Low	95.90%	<a href="#">🔗</a>
Network Engineer	615k-666MXN (36k-39kUSD)	High	79.60%	<a href="#">🔗</a>
Nodejs Developer	171k-239MXN (10k-14kUSD)	High	89.50%	<a href="#">🔗</a>
Oracle Database Administrator	581k-615MXN (34k-36kUSD)	High	92.50%	<a href="#">🔗</a>
PHP Developer	427k-444MXN (25k-26kUSD)	High	77.20%	<a href="#">🔗</a>
Python Developer	632k-735MXN (37k-43kUSD)	High	100.00%	<a href="#">🔗</a>
Quality Assurance Analyst	273k-393MXN (16k-23kUSD)	High	88.90%	<a href="#">🔗</a>
Quality Assurance Engineer	547k-615MXN (32k-36kUSD)	Medium	84.50%	<a href="#">🔗</a>
Quality Assurance Manager	649k-752MXN (38k-44kUSD)	High	91.00%	<a href="#">🔗</a>
Quality Assurance Tester	324k-393MXN (19k-23kUSD)	Medium	94.00%	<a href="#">🔗</a>
React Developer	564k-666MXN (33k-39kUSD)	High	97.00%	<a href="#">🔗</a>
Ruby Developer	222k-273MXN (13k-16kUSD)	High	79.50%	<a href="#">🔗</a>
SAP HANA Consultant	444k-478MXN (26k-28kUSD)	High	77.50%	<a href="#">🔗</a>

SAP HCM	513k-547MXN (30k-32kUSD)	High	99.00%	<a href="#">🔗</a>
SAP MM	307k-393MXN (18k-23kUSD)	High	74.10%	<a href="#">🔗</a>
SAP SD	427k-461MXN (25k-27kUSD)	High	79.70%	<a href="#">🔗</a>
SQL Developer	427k-513MXN (25k-30kUSD)	High	92.50%	<a href="#">🔗</a>
Scrum Master	547k-564MXN (32k-33kUSD)	High	92.50%	<a href="#">🔗</a>
Security Consultant	615k-666MXN (36k-39kUSD)	High	100.00%	<a href="#">🔗</a>
Security Engineer	718k-786MXN (42k-46kUSD)	High	93.20%	<a href="#">🔗</a>
Site Reliability Engineer	222k-290MXN (13k-17kUSD)	High	92.50%	<a href="#">🔗</a>
Software Architect	769k-803MXN (45k-47kUSD)	High	92.50%	<a href="#">🔗</a>
Software Developer	530k-735MXN (31k-43kUSD)	Low	87.10%	<a href="#">🔗</a>
Software Engineer	324k-376MXN (19k-22kUSD)	High	90.40%	<a href="#">🔗</a>
Software Test Engineer	342k-410MXN (20k-24kUSD)	High	84.80%	<a href="#">🔗</a>
Solution Architect	820k-1077MXN (48k-63kUSD)	Medium	78.60%	<a href="#">🔗</a>
Solutions Analyst	290k-376MXN (17k-22kUSD)	Medium	84.60%	<a href="#">🔗</a>
Systems Administrator	547k-581MXN (32k-34kUSD)	Medium	82.90%	<a href="#">🔗</a>
Systems Engineer	684k-735MXN (40k-43kUSD)	Medium	98.30%	<a href="#">🔗</a>
Technical Analyst	188k-222MXN (11k-13kUSD)	High	85.50%	<a href="#">🔗</a>
Technical Lead	513k-598MXN (30k-35kUSD)	High	100.00%	<a href="#">🔗</a>
Technical Manager	803k-923MXN (47k-54kUSD)	Low	100.00%	<a href="#">🔗</a>
Technical Project Manager	752k-837MXN (44k-49kUSD)	High	92.50%	<a href="#">🔗</a>
Technical Support Manager	461k-564MXN (27k-33kUSD)	High	84.50%	<a href="#">🔗</a>
Technical Support Representative	307k-461MXN (18k-27kUSD)	High	99.00%	<a href="#">🔗</a>
Test Automation Engineer	718k-786MXN (42k-46kUSD)	High	72.10%	<a href="#">🔗</a>
Unreal Developer	666k-718MXN (39k-42kUSD)	Low	82.20%	<a href="#">🔗</a>
Web Developer	478k-598MXN (28k-35kUSD)	Medium	80.60%	<a href="#">🔗</a>
iOS Developer	513k-632MXN (30k-37kUSD)	Medium	90.90%	<a href="#">🔗</a>

## Installation, Maintenance, and Repair

Title	Salary band	Demand	Confidence ratio	More info
Electrical and Instrumentation Technician	153k-188MXN (9k-11kUSD)	High	79.50%	<a href="#">🔗</a>
Maintenance Technician	136k-188MXN (8k-11kUSD)	High	91.50%	<a href="#">🔗</a>
Manufacturing Technician	239k-273MXN (14k-16kUSD)	High	79.50%	<a href="#">🔗</a>
Mechanic	324k-342MXN (19k-20kUSD)	High	91.90%	<a href="#">🔗</a>
Support Technician	273k-342MXN (16k-20kUSD)	High	82.00%	<a href="#">🔗</a>

## Law, Compliance, and Public Safety

Title	Salary band	Demand	Confidence ratio	More info
Compliance Specialist	478k-495MXN (28k-29kUSD)	High	88.50%	<a href="#">🔗</a>
Facilitator	359k-513MXN (21k-30kUSD)	High	92.50%	<a href="#">🔗</a>
General Counsel	769k-940MXN (45k-55kUSD)	High	86.50%	<a href="#">🔗</a>
Head of Legal	1265k-1624MXN (74k-95kUSD)	Medium	100.00%	<a href="#">🔗</a>
Lawyer	684k-735MXN (40k-43kUSD)	High	80.50%	<a href="#">🔗</a>
Legal Assistant	85k-119MXN (5k-7kUSD)	High	92.50%	<a href="#">🔗</a>
Prosecutor	273k-359MXN (16k-21kUSD)	High	90.10%	<a href="#">🔗</a>
Safety Manager	752k-855MXN (44k-50kUSD)	Medium	94.30%	<a href="#">🔗</a>
Security Manager	889k-940MXN (52k-55kUSD)	High	89.00%	<a href="#">🔗</a>
Security Officer	222k-256MXN (13k-15kUSD)	High	91.50%	<a href="#">🔗</a>
Security Specialist	290k-427MXN (17k-25kUSD)	Medium	100.00%	<a href="#">🔗</a>

## Marketing

Title	Salary band	Demand	Confidence ratio	More info
CRM Manager	735k-752MXN (43k-44kUSD)	High	81.50%	<a href="#">🔗</a>
Communications Director	837k-957MXN (49k-56kUSD)	High	95.20%	<a href="#">🔗</a>
Communications Manager	649k-701MXN (38k-41kUSD)	Medium	93.10%	<a href="#">🔗</a>
Communications Specialist	273k-324MXN (16k-19kUSD)	High	88.50%	<a href="#">🔗</a>
Demand Generation Manager	342k-495MXN (20k-29kUSD)	High	77.10%	<a href="#">🔗</a>
Digital Marketing Strategist	649k-889MXN (38k-52kUSD)	High	94.20%	<a href="#">🔗</a>
Email Marketing Specialist	256k-359MXN (15k-21kUSD)	High	88.50%	<a href="#">🔗</a>
Head of Marketing	513k-666MXN (30k-39kUSD)	High	80.10%	<a href="#">🔗</a>
Marketer	684k-923MXN (40k-54kUSD)	Low	100.00%	<a href="#">🔗</a>
Marketing Assistant	342k-359MXN (20k-21kUSD)	High	92.50%	<a href="#">🔗</a>
Marketing Director	960k-993MXN (57k-59kUSD)	High	84.50%	<a href="#">🔗</a>
Marketing Executive	530k-598MXN (31k-35kUSD)	High	91.50%	<a href="#">🔗</a>
Marketing Manager	718k-872MXN (42k-51kUSD)	High	92.80%	<a href="#">🔗</a>
Partnerships Manager	393k-547MXN (23k-32kUSD)	High	91.00%	<a href="#">🔗</a>
Product Marketing Manager	803k-820MXN (47k-48kUSD)	High	77.00%	<a href="#">🔗</a>

## Operations

Title	Salary band	Demand	Confidence ratio	More info
Adjutant General	188k-290MXN (11k-17kUSD)	High	82.00%	<a href="#">🔗</a>
Area Manager	684k-769MXN (40k-45kUSD)	Low	90.00%	<a href="#">🔗</a>
Assembly Operator	820k-974MXN (48k-57kUSD)	High	72.50%	<a href="#">🔗</a>

Car Washer	171k-171MXN (10k-10kUSD)	High	75.50%	<a href="#">🔗</a>
Cargo Handler	307k-359MXN (18k-21kUSD)	Low	78.70%	<a href="#">🔗</a>
Chief Executive Officer	3488k-4309MXN (204k-252kUSD)	Low	78.30%	<a href="#">🔗</a>
Chief Operating Officer	2325k-2992MXN (136k-175kUSD)	Medium	72.50%	<a href="#">🔗</a>
Compliance Analyst	752k-837MXN (44k-49kUSD)	High	83.50%	<a href="#">🔗</a>
Demand Planner	393k-461MXN (23k-27kUSD)	High	75.00%	<a href="#">🔗</a>
General Manager	1863k-2582MXN (109k-151kUSD)	High	91.10%	<a href="#">🔗</a>
Head of Strategy	1282k-1573MXN (75k-92kUSD)	High	100.00%	<a href="#">🔗</a>
Head of Transport Logistics	1128k-1265MXN (66k-74kUSD)	High	100.00%	<a href="#">🔗</a>
Logistics Coordinator	342k-359MXN (20k-21kUSD)	High	77.70%	<a href="#">🔗</a>
Logistics Manager	666k-803MXN (39k-47kUSD)	High	92.50%	<a href="#">🔗</a>
Machine Operator	273k-273MXN (16k-16kUSD)	Medium	91.40%	<a href="#">🔗</a>
Manager	752k-803MXN (44k-47kUSD)	Low	92.60%	<a href="#">🔗</a>
Operations Director	855k-957MXN (50k-56kUSD)	High	90.50%	<a href="#">🔗</a>
Operations Engineer	632k-684MXN (37k-40kUSD)	Medium	91.80%	<a href="#">🔗</a>
Operations Manager	564k-701MXN (33k-41kUSD)	High	91.10%	<a href="#">🔗</a>
Operations Support Manager	718k-735MXN (42k-43kUSD)	High	87.80%	<a href="#">🔗</a>
Operations Vice President	1521k-1607MXN (89k-94kUSD)	High	87.50%	<a href="#">🔗</a>
Program Manager	564k-701MXN (33k-41kUSD)	High	90.70%	<a href="#">🔗</a>
Project Director	1043k-1145MXN (61k-67kUSD)	Medium	87.90%	<a href="#">🔗</a>
Project Leader	718k-786MXN (42k-46kUSD)	Medium	85.50%	<a href="#">🔗</a>
Purchasing Manager	547k-649MXN (32k-38kUSD)	High	93.80%	<a href="#">🔗</a>
Quality Lead	290k-410MXN (17k-24kUSD)	High	74.10%	<a href="#">🔗</a>
Sheet Metal Worker	359k-444MXN (21k-26kUSD)	High	91.50%	<a href="#">🔗</a>
Strategy Manager	786k-889MXN (46k-52kUSD)	Medium	83.50%	<a href="#">🔗</a>
Supply Chain Manager	495k-513MXN (29k-30kUSD)	High	99.50%	<a href="#">🔗</a>
Warehouse Assistant	85k-102MXN (5k-6kUSD)	Low	89.50%	<a href="#">🔗</a>

Warehouse Associate	153k-171MXN (9k-10kUSD)	High	90.50%	<a href="#">🔗</a>
Warehouse Lead	513k-581MXN (30k-34kUSD)	High	97.70%	<a href="#">🔗</a>
Warehouse Loader	136k-222MXN (8k-13kUSD)	Low	81.80%	<a href="#">🔗</a>
Warehouse Selector	273k-324MXN (16k-19kUSD)	High	73.10%	<a href="#">🔗</a>
Warehouse Supervisor	478k-495MXN (28k-29kUSD)	High	75.00%	<a href="#">🔗</a>
Warehouse Worker	256k-290MXN (15k-17kUSD)	High	85.50%	<a href="#">🔗</a>
Woods Boss	171k-273MXN (10k-16kUSD)	Low	81.40%	<a href="#">🔗</a>

## Product

Title	Salary band	Demand	Confidence ratio	More info
Director of Product	1077k-1111MXN (63k-65kUSD)	High	79.50%	<a href="#">🔗</a>
Implementation Specialist	342k-427MXN (20k-25kUSD)	Medium	100.00%	<a href="#">🔗</a>
Product Analyst	171k-205MXN (10k-12kUSD)	High	85.50%	<a href="#">🔗</a>
Product Manager	598k-632MXN (35k-37kUSD)	High	84.00%	<a href="#">🔗</a>
Product Owner	581k-735MXN (34k-43kUSD)	High	87.50%	<a href="#">🔗</a>
Product Specialist	564k-581MXN (33k-34kUSD)	Low	87.80%	<a href="#">🔗</a>

## Production

Title	Salary band	Demand	Confidence ratio	More info
Manufacturing Engineer	547k-581MXN (32k-34kUSD)	High	88.50%	<a href="#">🔗</a>
Material Handler	222k-307MXN (13k-18kUSD)	High	91.50%	<a href="#">🔗</a>

Operator	615k-872MXN (36k-51kUSD)	High	92.50%	<a href="#">🔗</a>
Production Associate	222k-290MXN (13k-17kUSD)	High	92.50%	<a href="#">🔗</a>
Production Operator	239k-273MXN (14k-16kUSD)	High	92.50%	<a href="#">🔗</a>
Production Supervisor	153k-205MXN (9k-12kUSD)	High	92.50%	<a href="#">🔗</a>
Quality Engineer	564k-598MXN (33k-35kUSD)	High	89.50%	<a href="#">🔗</a>

## Sales

Title	Salary band	Demand	Confidence ratio	More info
Business Developer	239k-307MXN (14k-18kUSD)	Medium	92.50%	<a href="#">🔗</a>
Business Development Executive	666k-820MXN (39k-48kUSD)	High	76.40%	<a href="#">🔗</a>
Business Development Manager	752k-923MXN (44k-54kUSD)	High	86.50%	<a href="#">🔗</a>
Business Development Representative	376k-427MXN (22k-25kUSD)	High	91.20%	<a href="#">🔗</a>
Channel Sales	684k-820MXN (40k-48kUSD)	High	85.80%	<a href="#">🔗</a>
Chief Revenue Officer	1818k-2003MXN (108k-119kUSD)	Low	100.00%	<a href="#">🔗</a>
Commercial Agent	153k-222MXN (9k-13kUSD)	High	85.50%	<a href="#">🔗</a>
Commercial Director	1197k-1521MXN (70k-89kUSD)	High	85.50%	<a href="#">🔗</a>
Commercial Manager	649k-718MXN (38k-42kUSD)	High	77.50%	<a href="#">🔗</a>
Customer Service Associate	136k-188MXN (8k-11kUSD)	High	91.50%	<a href="#">🔗</a>
Development Manager	837k-1111MXN (49k-65kUSD)	Medium	98.40%	<a href="#">🔗</a>
Grocery Stocker	205k-290MXN (12k-17kUSD)	Low	78.30%	<a href="#">🔗</a>
Head of Business Development	2240k-2342MXN (131k-137kUSD)	Medium	96.70%	<a href="#">🔗</a>
Head of Sales	1710k-1846MXN (100k-108kUSD)	High	97.00%	<a href="#">🔗</a>
Inside Sales Representative	239k-273MXN (14k-16kUSD)	High	92.50%	<a href="#">🔗</a>
Key Account Manager	324k-410MXN (19k-24kUSD)	High	76.50%	<a href="#">🔗</a>

Merchandiser	171k-188MXN (10k-11kUSD)	High	92.50%	<a href="#">🔗</a>
Night Stocker	205k-324MXN (12k-19kUSD)	Low	76.20%	<a href="#">🔗</a>
Route Sales Representative	376k-564MXN (22k-33kUSD)	Low	73.90%	<a href="#">🔗</a>
Sales Account Executive	513k-684MXN (30k-40kUSD)	High	71.00%	<a href="#">🔗</a>
Sales Administrator	701k-786MXN (41k-46kUSD)	High	96.20%	<a href="#">🔗</a>
Sales Assistant	547k-632MXN (32k-37kUSD)	Low	91.50%	<a href="#">🔗</a>
Sales Associate	837k-1043MXN (49k-61kUSD)	High	92.50%	<a href="#">🔗</a>
Sales Director	1145k-1212MXN (68k-72kUSD)	Medium	85.50%	<a href="#">🔗</a>
Sales Engineer	649k-752MXN (38k-44kUSD)	Medium	86.40%	<a href="#">🔗</a>
Sales Operations	957k-1008MXN (56k-59kUSD)	High	97.70%	<a href="#">🔗</a>
Sales Representative	444k-478MXN (26k-28kUSD)	High	92.50%	<a href="#">🔗</a>
Sales Support Manager	564k-598MXN (33k-35kUSD)	High	85.50%	<a href="#">🔗</a>
Service Manager	769k-855MXN (45k-50kUSD)	Medium	89.80%	<a href="#">🔗</a>
Stockkeeper	102k-119MXN (6k-7kUSD)	High	100.00%	<a href="#">🔗</a>
Store Manager	188k-290MXN (11k-17kUSD)	Medium	93.00%	<a href="#">🔗</a>
Store Shopper	273k-290MXN (16k-17kUSD)	High	84.00%	<a href="#">🔗</a>
Store Stocker	410k-461MXN (24k-27kUSD)	High	79.60%	<a href="#">🔗</a>
Store Team Member	324k-444MXN (19k-26kUSD)	Low	80.70%	<a href="#">🔗</a>



## Science and Research

Title	Salary band	Demand	Confidence ratio	More info
Clinical Research Associate	649k-718MXN (38k-42kUSD)	High	74.90%	<a href="#">🔗</a>
Head of Research	1333k-1573MXN (78k-92kUSD)	Low	100.00%	<a href="#">🔗</a>
Medical Science Liaison	376k-427MXN (22k-25kUSD)	High	92.50%	<a href="#">🔗</a>
Principal Scientist	855k-974MXN (50k-57kUSD)	High	74.10%	<a href="#">🔗</a>
Research Analyst	495k-632MXN (29k-37kUSD)	High	87.60%	<a href="#">🔗</a>
Research Associate	359k-393MXN (21k-23kUSD)	High	71.50%	<a href="#">🔗</a>
Research Coordinator	359k-359MXN (21k-21kUSD)	High	88.50%	<a href="#">🔗</a>
Research Director	991k-1197MXN (58k-70kUSD)	Medium	93.20%	<a href="#">🔗</a>
Research Manager	530k-701MXN (31k-41kUSD)	High	100.00%	<a href="#">🔗</a>
Research Scientist	598k-666MXN (35k-39kUSD)	Medium	92.50%	<a href="#">🔗</a>
Research and Development Engineer	307k-376MXN (18k-22kUSD)	High	85.50%	<a href="#">🔗</a>
Researcher	393k-427MXN (23k-25kUSD)	Low	92.50%	<a href="#">🔗</a>
Scientist	581k-666MXN (34k-39kUSD)	Low	85.00%	<a href="#">🔗</a>
User Researcher	581k-684MXN (34k-40kUSD)	High	90.10%	<a href="#">🔗</a>

## Transportation

Title	Salary band	Demand	Confidence ratio	More info
Bundle Packer	222k-273MXN (13k-16kUSD)	High	80.60%	<a href="#">🔗</a>
Class A CDL Truck Driver	307k-427MXN (18k-25kUSD)	High	79.90%	<a href="#">🔗</a>
Company Driver	513k-632MXN (30k-37kUSD)	High	73.90%	<a href="#">🔗</a>
Order Picker	222k-256MXN (13k-15kUSD)	Low	79.60%	<a href="#">🔗</a>
Package Delivery Driver	307k-359MXN (18k-21kUSD)	High	76.30%	<a href="#">🔗</a>
Package Handler	222k-222MXN (13k-13kUSD)	High	74.30%	<a href="#">🔗</a>
Traffic Agent	85k-136MXN (5k-8kUSD)	Low	100.00%	<a href="#">🔗</a>
Transport Controller	701k-820MXN (41k-48kUSD)	High	100.00%	<a href="#">🔗</a>
Transportation Manager	581k-632MXN (34k-37kUSD)	High	83.60%	<a href="#">🔗</a>
Transportation Security Inspector	513k-547MXN (30k-32kUSD)	Low	79.40%	<a href="#">🔗</a>
Transportation Security Officer	342k-427MXN (20k-25kUSD)	Low	87.50%	<a href="#">🔗</a>

# Peru

Peru, a nation steeped in ancient civilizations, seamlessly intertwines its cultural heritage with a burgeoning economic landscape.

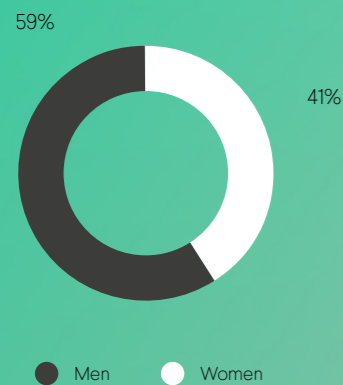
The Peruvian labor market, a vibrant nucleus of diverse talents, fuels industries ranging from technology to tourism. Peru's adaptability and competitive strengths make it an appealing destination for businesses

eyeing strategic expansion into the South American markets.

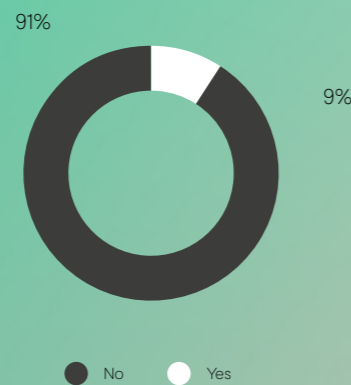
Nestled strategically on the western edge of the continent, Peru's rich historical backdrop, combined with its modern economic dynamics, establishes it as a compelling epicenter of trade and commerce.



## Gender occupation



## Remote work



Population: 34M people

GDP: \$265K

Cost of living: 31.8

Cost of living + rent: 21.2

\*For more city charts details, see annex on page 202.

## Relevant Sectors

- Mining
- Tourism and Hospitality
- Renewable Energy

★ Public Holidays: 13 days / year    ★ Working hours: 48 h / week    ★



The national minimum wage in Peru is 1,025 PEN (267.91 USD) per month.



Ratio professionals/ job opening: 2.3



- Benefits:
- Disability Leave
  - Flat Hierarchy
  - Casual Dress Code



Average country salary/month: \$373

## Peru Companies



Buenaventura



Inkaterra



Green Power

Enel Green Power

## Administrative Support

Title	Salary band	Demand	Confidence ratio	More info
Administrative Coordinator	57k-84k PEN (15k-22kUSD)	Low	92.50%	<a href="#">🔗</a>
Administrative Manager	95k-111k PEN (25k-29kUSD)	High	92.50%	<a href="#">🔗</a>
City Carrier Assistant	103k-118k PEN (27k-31kUSD)	Low	83.30%	<a href="#">🔗</a>
Data Entry Clerk	53k-61k PEN (14k-16kUSD)	High	78.60%	<a href="#">🔗</a>
Data Processor	53k-72k PEN (14k-19kUSD)	High	89.50%	<a href="#">🔗</a>
Front Desk Agent	65k-76k PEN (17k-20kUSD)	Low	73.10%	<a href="#">🔗</a>
Intermodal Customer Service	53k-61k PEN (14k-16kUSD)	High	86.50%	<a href="#">🔗</a>
Library Associate	84k-99k PEN (22k-26kUSD)	Low	92.50%	<a href="#">🔗</a>
Library Clerk	38k-57k PEN (10k-15kUSD)	Low	84.50%	<a href="#">🔗</a>
Mail Processing Clerk	38k-57k PEN (10k-15kUSD)	Low	100.00%	<a href="#">🔗</a>
Member Service Representative	49k-65k PEN (13k-17kUSD)	Low	82.80%	<a href="#">🔗</a>
Office Administrator	72k-76k PEN (19k-20kUSD)	High	88.50%	<a href="#">🔗</a>
Office Assistant	72k-95k PEN (19k-25kUSD)	High	92.50%	<a href="#">🔗</a>
Office Manager	76k-103k PEN (20k-27kUSD)	High	87.50%	<a href="#">🔗</a>
Receptionist	57k-65k PEN (15k-17kUSD)	High	92.50%	<a href="#">🔗</a>
Secretary	61k-65k PEN (16k-17kUSD)	Low	90.50%	<a href="#">🔗</a>
Trouble Dispatcher	65k-72k PEN (17k-19kUSD)	High	86.50%	<a href="#">🔗</a>

## Community and Social Services

Title	Salary band	Demand	Confidence ratio	More info
Social Worker	61k-65k PEN (16k-17kUSD)	High	92.50%	<a href="#">🔗</a>

## Customer Support

Title	Salary band	Demand	Confidence ratio	More info
Call Center Representative	53k-57k PEN (14k-15kUSD)	High	92.50%	<a href="#">🔗</a>
Customer Service Specialist	65k-88k PEN (17k-23kUSD)	High	93.50%	<a href="#">🔗</a>
Customer Success Director	206k-245k PEN (54k-64kUSD)	High	97.20%	<a href="#">🔗</a>
Customer Success Manager	95k-137k PEN (25k-36kUSD)	High	81.50%	<a href="#">🔗</a>
Customer Support Agent	49k-76k PEN (13k-20kUSD)	Low	74.40%	<a href="#">🔗</a>
Customer Support Supervisor	95k-111k PEN (25k-29kUSD)	High	78.50%	<a href="#">🔗</a>
Customer Support Team Leader	38k-45k PEN (10k-12kUSD)	High	77.50%	<a href="#">🔗</a>
Helpdesk Technician	53k-68k PEN (14k-18kUSD)	Low	92.50%	<a href="#">🔗</a>

## Design, Media, and Writing

Title	Salary band	Demand	Confidence ratio	More info
3D Artist	91k-111k PEN (24k-29kUSD)	Low	92.50%	<a href="#">🔗</a>
Content Writer	76k-95k PEN (20k-25kUSD)	High	92.50%	<a href="#">🔗</a>
Copy Writer	107k-118k PEN (28k-31kUSD)	High	78.50%	<a href="#">🔗</a>

Creative Director	180k-233k PEN (47k-61kUSD)	Medium	92.50%	<a href="#">🔗</a>
Design Engineer	137k-160k PEN (36k-42kUSD)	High	92.50%	<a href="#">🔗</a>
Design Manager	160k-199k PEN (42k-52kUSD)	High	79.60%	<a href="#">🔗</a>
Designer	141k-176k PEN (37k-46kUSD)	High	92.50%	<a href="#">🔗</a>
Graphic Designer	65k-76k PEN (17k-20kUSD)	High	73.50%	<a href="#">🔗</a>
Head of Design	256k-302k PEN (67k-79kUSD)	High	82.10%	<a href="#">🔗</a>
Interior Designer	130k-145k PEN (34k-38kUSD)	Low	92.20%	<a href="#">🔗</a>
Product Designer	80k-107k PEN (21k-28kUSD)	High	77.60%	<a href="#">🔗</a>
Technical Writer	126k-134k PEN (33k-35kUSD)	High	89.50%	<a href="#">🔗</a>
User Experience Designer	164k-206k PEN (43k-54kUSD)	High	83.30%	<a href="#">🔗</a>
User Experience Manager	199k-218k PEN (52k-57kUSD)	Low	86.90%	<a href="#">🔗</a>
Video Editor	84k-99k PEN (22k-26kUSD)	High	91.50%	<a href="#">🔗</a>
Visual Designer	122k-130k PEN (32k-34kUSD)	Medium	87.20%	<a href="#">🔗</a>
Web Designer	88k-95k PEN (23k-25kUSD)	High	92.50%	<a href="#">🔗</a>

## Education

Title	Salary band	Demand	Confidence ratio	More info
Academic Advisor	49k-68k PEN (13k-18kUSD)	High	84.50%	<a href="#">🔗</a>
Admissions Counselor	68k-88k PEN (18k-23kUSD)	High	92.50%	<a href="#">🔗</a>
Assistant Professor	103k-137k PEN (27k-36kUSD)	High	92.50%	<a href="#">🔗</a>
Associate Professor	114k-176k PEN (30k-46kUSD)	Medium	92.50%	<a href="#">🔗</a>
Education Consultant	72k-99k PEN (19k-26kUSD)	High	92.50%	<a href="#">🔗</a>
Education Coordinator	134k-160k PEN (35k-42kUSD)	High	77.00%	<a href="#">🔗</a>
Headmaster	118k-164k PEN (31k-43kUSD)	High	75.60%	<a href="#">🔗</a>
Instructional Designer	111k-137k PEN (29k-36kUSD)	High	90.20%	<a href="#">🔗</a>

## Engineering and Technical

Title	Salary band	Demand	Confidence ratio	More info
Architect	122k-160k PEN (32k-42kUSD)	High	92.50%	<a href="#">🔗</a>
Commercial Engineer	145k-168k PEN (38k-44kUSD)	High	89.50%	<a href="#">🔗</a>
Controls Engineer	160k-160k PEN (42k-42kUSD)	High	92.50%	<a href="#">🔗</a>
Electrical Engineer	126k-137k PEN (33k-36kUSD)	High	92.50%	<a href="#">🔗</a>
Engineer	137k-168k PEN (36k-44kUSD)	Low	98.60%	<a href="#">🔗</a>
Field Service Engineer	111k-126k PEN (29k-33kUSD)	High	92.50%	<a href="#">🔗</a>
Hardware Engineer	134k-157k PEN (35k-41kUSD)	High	90.50%	<a href="#">🔗</a>
Head of Engineering	394k-520k PEN (103k-136kUSD)	High	92.50%	<a href="#">🔗</a>
Maintenance Engineer	103k-107k PEN (27k-28kUSD)	High	85.50%	<a href="#">🔗</a>
Mechanical Design Engineer	126k-153k PEN (33k-40kUSD)	High	90.50%	<a href="#">🔗</a>
Mechanical Engineer	134k-145k PEN (35k-38kUSD)	High	92.50%	<a href="#">🔗</a>
Process Engineer	145k-164k PEN (38k-43kUSD)	High	92.50%	<a href="#">🔗</a>
Project Engineer	114k-141k PEN (30k-37kUSD)	High	92.50%	<a href="#">🔗</a>
Staff Engineer	134k-157k PEN (35k-41kUSD)	High	89.90%	<a href="#">🔗</a>
Structural Engineer	160k-164k PEN (42k-43kUSD)	High	92.50%	<a href="#">🔗</a>
Test Engineer	114k-145k PEN (30k-38kUSD)	Low	83.90%	<a href="#">🔗</a>
Validation Engineer	130k-153k PEN (34k-40kUSD)	High	92.50%	<a href="#">🔗</a>

## Finance

Title	Salary band	Demand	Confidence ratio	More info
Account Administrator	80k-84k PEN (21k-22kUSD)	Low	92.50%	<a href="#">🔗</a>

Accountant	103k-111k PEN (27k-29kUSD)	High	92.50%	<a href="#">🔗</a>
Accounting Manager	160k-172k PEN (42k-45kUSD)	High	87.50%	<a href="#">🔗</a>
Accounting Officer	45k-61k PEN (12k-16kUSD)	Medium	83.10%	<a href="#">🔗</a>
Accounting Specialist	84k-91k PEN (22k-24kUSD)	High	74.50%	<a href="#">🔗</a>
Accounts Payable Manager	107k-118k PEN (28k-31kUSD)	High	92.50%	<a href="#">🔗</a>
Accounts Payable Specialist	45k-57k PEN (12k-15kUSD)	High	85.50%	<a href="#">🔗</a>
Accounts Receivable Manager	91k-126k PEN (24k-33kUSD)	High	92.50%	<a href="#">🔗</a>
Auditor	80k-91k PEN (21k-24kUSD)	Low	87.00%	<a href="#">🔗</a>
Back Office Specialist	34k-42k PEN (9k-11kUSD)	Low	79.60%	<a href="#">🔗</a>
Bookkeeper	91k-95k PEN (24k-25kUSD)	High	86.50%	<a href="#">🔗</a>
Branch Manager	241k-245k PEN (63k-64kUSD)	High	78.50%	<a href="#">🔗</a>
Chief Financial Officer	291k-321k PEN (76k-84kUSD)	High	88.50%	<a href="#">🔗</a>
Compliance Manager	180k-199k PEN (47k-52kUSD)	Low	93.40%	<a href="#">🔗</a>
Compliance Officer	130k-137k PEN (34k-36kUSD)	High	84.70%	<a href="#">🔗</a>
Credit Manager	76k-118k PEN (20k-31kUSD)	High	87.40%	<a href="#">🔗</a>
Finance Analyst	88k-103k PEN (23k-27kUSD)	High	80.50%	<a href="#">🔗</a>
Finance Assistant	38k-57k PEN (10k-15kUSD)	High	90.50%	<a href="#">🔗</a>
Finance Consultant	137k-164k PEN (36k-43kUSD)	High	99.70%	<a href="#">🔗</a>
Finance Director	245k-256k PEN (64k-67kUSD)	High	81.00%	<a href="#">🔗</a>
Finance Manager	172k-191k PEN (45k-50kUSD)	High	85.50%	<a href="#">🔗</a>
Financial Controller	111k-118k PEN (29k-31kUSD)	High	90.70%	<a href="#">🔗</a>
Financial Planning Analyst	111k-111k PEN (29k-29kUSD)	Low	84.20%	<a href="#">🔗</a>
IT Analyst	99k-103k PEN (26k-27kUSD)	High	79.50%	<a href="#">🔗</a>
Middle Office Specialist	38k-57k PEN (10k-15kUSD)	High	96.20%	<a href="#">🔗</a>
Pricing Manager	160k-176k PEN (42k-46kUSD)	High	91.30%	<a href="#">🔗</a>
Procurement Manager	287k-333k PEN (75k-87kUSD)	High	72.50%	<a href="#">🔗</a>
Procurement Specialist	76k-91k PEN (20k-24kUSD)	High	92.50%	<a href="#">🔗</a>

Quantitative Analyst	160k-195k PEN (42k-51kUSD)	Low	92.60%	<a href="#">🔗</a>
Quantity Surveyor	134k-149k PEN (35k-39kUSD)	High	92.30%	<a href="#">🔗</a>
Revenue Manager	134k-172k PEN (35k-45kUSD)	Low	92.10%	<a href="#">🔗</a>
Tax Accountant	103k-111k PEN (27k-29kUSD)	High	79.90%	<a href="#">🔗</a>
Tax Director	310k-325k PEN (81k-85kUSD)	High	92.60%	<a href="#">🔗</a>
Tax Manager	183k-199k PEN (48k-52kUSD)	High	90.50%	<a href="#">🔗</a>
Treasury Analyst	134k-149k PEN (35k-39kUSD)	High	73.50%	<a href="#">🔗</a>

## Health

Title	Salary band	Demand	Confidence ratio	More info
Clinical Orthoptist	99k-118k PEN (26k-31kUSD)	Low	90.10%	<a href="#">🔗</a>
Health and Safety Coordinator	141k-164k PEN (37k-43kUSD)	High	92.50%	<a href="#">🔗</a>
Laboratory Analyst	95k-103k PEN (25k-27kUSD)	High	92.50%	<a href="#">🔗</a>
Laboratory Manager	130k-137k PEN (34k-36kUSD)	High	92.50%	<a href="#">🔗</a>
Nurse	68k-76k PEN (18k-20kUSD)	High	91.50%	<a href="#">🔗</a>
Patient Transporter	42k-53k PEN (11k-14kUSD)	Low	84.00%	<a href="#">🔗</a>
Pharmacy Technician	57k-61k PEN (15k-16kUSD)	High	92.50%	<a href="#">🔗</a>

## Hospitality, Food, and Tourism

Title	Salary band	Demand	Confidence ratio	More info
Barmaid	26k-30k PEN (7k-8kUSD)	Low	91.10%	<a href="#">🔗</a>
Restaurant Team Member	61k-68k PEN (16k-18kUSD)	Low	75.10%	<a href="#">🔗</a>

## Human Resources

Title	Salary band	Demand	Confidence ratio	More info
Human Resources Administrator	88k-99k PEN (23k-26kUSD)	High	85.50%	<a href="#">🔗</a>
Human Resources Assistant	68k-80k PEN (18k-21kUSD)	High	90.50%	<a href="#">🔗</a>
Human Resources Business Partner	130k-130k PEN (34k-34kUSD)	High	86.60%	<a href="#">🔗</a>
Human Resources Coordinator	68k-99k PEN (18k-26kUSD)	High	88.30%	<a href="#">🔗</a>
Human Resources Director	233k-268k PEN (61k-70kUSD)	High	91.40%	<a href="#">🔗</a>
Human Resources Generalist	107k-126k PEN (28k-33kUSD)	High	76.90%	<a href="#">🔗</a>
Human Resources Manager	130k-157k PEN (34k-41kUSD)	High	81.50%	<a href="#">🔗</a>
Human Resources Specialist	99k-130k PEN (26k-34kUSD)	High	90.50%	<a href="#">🔗</a>
People Operations	126k-172k PEN (33k-45kUSD)	Low	91.70%	<a href="#">🔗</a>
Recruiter	80k-95k PEN (21k-25kUSD)	High	92.50%	<a href="#">🔗</a>
Recruitment Consultant	76k-80k PEN (20k-21kUSD)	High	81.30%	<a href="#">🔗</a>
Recruitment Director	145k-183k PEN (38k-48kUSD)	Low	93.50%	<a href="#">🔗</a>
Sourcer	88k-99k PEN (23k-26kUSD)	Low	90.90%	<a href="#">🔗</a>
Talent Acquisition Manager	149k-176k PEN (39k-46kUSD)	High	92.10%	<a href="#">🔗</a>
Technical Trainer	114k-145k PEN (30k-38kUSD)	High	92.50%	<a href="#">🔗</a>
Training Manager	130k-145k PEN (34k-38kUSD)	Medium	91.50%	<a href="#">🔗</a>

## Information Technology

Title	Salary band	Demand	Confidence ratio	More info
.NET Developer	145k-168k PEN (38k-44kUSD)	High	93.10%	<a href="#">🔗</a>
Analyst	107k-137k PEN (28k-36kUSD)	Low	91.30%	<a href="#">🔗</a>
Android Developer	107k-137k PEN (28k-36kUSD)	High	95.70%	<a href="#">🔗</a>
Applications Developer	118k-130k PEN (31k-34kUSD)	Medium	97.00%	<a href="#">🔗</a>
Automation Engineer	160k-160k PEN (42k-42kUSD)	High	89.60%	<a href="#">🔗</a>
Blockchain Developer	183k-222k PEN (48k-58kUSD)	High	82.30%	<a href="#">🔗</a>
Business Analyst	114k-134k PEN (30k-35kUSD)	Medium	88.80%	<a href="#">🔗</a>
Business Intelligence Analyst	130k-134k PEN (34k-35kUSD)	High	86.40%	<a href="#">🔗</a>
Business Intelligence Developer	118k-145k PEN (31k-38kUSD)	High	88.70%	<a href="#">🔗</a>
Business Process Analyst	91k-99k PEN (24k-26kUSD)	High	80.50%	<a href="#">🔗</a>
C++ Developer	114k-149k PEN (30k-39kUSD)	High	76.00%	<a href="#">🔗</a>
CRM Developer	134k-160k PEN (35k-42kUSD)	High	89.90%	<a href="#">🔗</a>
Chief Technology Officer	371k-459k PEN (97k-120kUSD)	High	83.50%	<a href="#">🔗</a>
Cloud Engineer	145k-160k PEN (38k-42kUSD)	High	92.10%	<a href="#">🔗</a>
Consultant	84k-103k PEN (22k-27kUSD)	High	81.50%	<a href="#">🔗</a>
Cyber Security Analyst	141k-157k PEN (37k-41kUSD)	Low	86.20%	<a href="#">🔗</a>
Data Analyst	126k-145k PEN (33k-38kUSD)	High	92.00%	<a href="#">🔗</a>
Data Engineer	153k-183k PEN (40k-48kUSD)	High	82.70%	<a href="#">🔗</a>
Data Manager	172k-191k PEN (45k-50kUSD)	Medium	94.10%	<a href="#">🔗</a>
Data Quality Specialist	118k-118k PEN (31k-31kUSD)	High	99.80%	<a href="#">🔗</a>
Data Scientist	145k-172k PEN (38k-45kUSD)	High	90.70%	<a href="#">🔗</a>
Data Specialist	118k-157k PEN (31k-41kUSD)	Medium	88.90%	<a href="#">🔗</a>
Database Administrator	130k-137k PEN (34k-36kUSD)	High	88.50%	<a href="#">🔗</a>

Desktop Engineer	141k-172k PEN (37k-45kUSD)	High	76.90%	<a href="#">🔗</a>
DevOps Engineer	153k-160k PEN (40k-42kUSD)	High	90.00%	<a href="#">🔗</a>
Developer	88k-111k PEN (23k-29kUSD)	High	87.50%	<a href="#">🔗</a>
Director of Data	271k-306k PEN (71k-80kUSD)	Low	92.50%	<a href="#">🔗</a>
ERP Consultant	99k-137k PEN (26k-36kUSD)	High	70.70%	<a href="#">🔗</a>
ERP Developer	114k-137k PEN (30k-36kUSD)	High	85.80%	<a href="#">🔗</a>
Elixir Developer	149k-172k PEN (39k-45kUSD)	High	100.00%	<a href="#">🔗</a>
Embedded Engineer	149k-180k PEN (39k-47kUSD)	High	93.20%	<a href="#">🔗</a>
Firmware Engineer	164k-172k PEN (43k-45kUSD)	High	94.00%	<a href="#">🔗</a>
Frontend Developer	103k-145k PEN (27k-38kUSD)	High	80.40%	<a href="#">🔗</a>
Full Stack Developer	137k-160k PEN (36k-42kUSD)	High	84.20%	<a href="#">🔗</a>
Functional Consultant	114k-126k PEN (30k-33kUSD)	High	100.00%	<a href="#">🔗</a>
Head of Data	268k-302k PEN (70k-79kUSD)	High	91.80%	<a href="#">🔗</a>
IT Consultant	199k-222k PEN (52k-58kUSD)	High	92.50%	<a href="#">🔗</a>
IT Manager	225k-245k PEN (59k-64kUSD)	High	81.50%	<a href="#">🔗</a>
Integration Engineer	88k-103k PEN (23k-27kUSD)	High	87.50%	<a href="#">🔗</a>
Java Developer	137k-160k PEN (36k-42kUSD)	High	92.00%	<a href="#">🔗</a>
Machine Learning Engineer	153k-187k PEN (40k-49kUSD)	High	100.00%	<a href="#">🔗</a>
Mobile Developer	68k-80k PEN (18k-21kUSD)	High	92.50%	<a href="#">🔗</a>
Network Engineer	118k-126k PEN (31k-33kUSD)	High	81.30%	<a href="#">🔗</a>
Network Manager	172k-199k PEN (45k-52kUSD)	Low	100.00%	<a href="#">🔗</a>
Nodejs Developer	122k-145k PEN (32k-38kUSD)	High	87.20%	<a href="#">🔗</a>
PHP Developer	137k-164k PEN (36k-43kUSD)	High	91.60%	<a href="#">🔗</a>
Quality Assurance Analyst	103k-145k PEN (27k-38kUSD)	High	84.10%	<a href="#">🔗</a>
Quality Assurance Engineer	137k-157k PEN (36k-41kUSD)	High	89.70%	<a href="#">🔗</a>
Quality Assurance Manager	172k-210k PEN (45k-55kUSD)	High	79.50%	<a href="#">🔗</a>
Quality Assurance Tester	111k-137k PEN (29k-36kUSD)	Low	100.00%	<a href="#">🔗</a>

React Developer	130k-153k PEN (34k-40kUSD)	High	96.60%	<a href="#">🔗</a>
Ruby Developer	103k-130k PEN (27k-34kUSD)	High	73.50%	<a href="#">🔗</a>
SAP FI	134k-149k PEN (35k-39kUSD)	Low	100.00%	<a href="#">🔗</a>
SAP MM	126k-137k PEN (33k-36kUSD)	Low	84.30%	<a href="#">🔗</a>
SAP SD	118k-149k PEN (31k-39kUSD)	High	100.00%	<a href="#">🔗</a>
SQL Developer	153k-172k PEN (40k-45kUSD)	High	92.50%	<a href="#">🔗</a>
Salesforce Administrator	91k-107k PEN (24k-28kUSD)	High	91.50%	<a href="#">🔗</a>
Salesforce Developer	118k-141k PEN (31k-37kUSD)	High	92.50%	<a href="#">🔗</a>
Scrum Master	168k-180k PEN (44k-47kUSD)	High	96.90%	<a href="#">🔗</a>
Security Consultant	126k-130k PEN (33k-34kUSD)	Medium	95.90%	<a href="#">🔗</a>
Security Engineer	168k-183k PEN (44k-48kUSD)	High	90.50%	<a href="#">🔗</a>
Site Reliability Engineer	80k-107k PEN (21k-28kUSD)	High	78.50%	<a href="#">🔗</a>
Software Architect	149k-191k PEN (39k-50kUSD)	High	89.50%	<a href="#">🔗</a>
Software Developer	130k-176k PEN (34k-46kUSD)	High	80.40%	<a href="#">🔗</a>
Software Engineer	134k-149k PEN (35k-39kUSD)	High	79.60%	<a href="#">🔗</a>
Software Engineering Manager	202k-210k PEN (53k-55kUSD)	High	81.20%	<a href="#">🔗</a>
Software Test Engineer	149k-160k PEN (39k-42kUSD)	High	92.50%	<a href="#">🔗</a>
Solution Architect	168k-183k PEN (44k-48kUSD)	High	92.50%	<a href="#">🔗</a>
Solutions Analyst	107k-111k PEN (28k-29kUSD)	Low	85.80%	<a href="#">🔗</a>
Systems Administrator	114k-114k PEN (30k-30kUSD)	Low	82.00%	<a href="#">🔗</a>
Systems Engineer	145k-157k PEN (38k-41kUSD)	High	96.10%	<a href="#">🔗</a>
Technical Analyst	103k-111k PEN (27k-29kUSD)	Low	87.80%	<a href="#">🔗</a>
Technical Architect	153k-183k PEN (40k-48kUSD)	Medium	78.20%	<a href="#">🔗</a>
Technical Lead	149k-172k PEN (39k-45kUSD)	High	93.90%	<a href="#">🔗</a>
Technical Manager	222k-245k PEN (58k-64kUSD)	Low	97.40%	<a href="#">🔗</a>
Technical Project Manager	183k-199k PEN (48k-52kUSD)	High	90.50%	<a href="#">🔗</a>
Technical Specialist	38k-57k PEN (10k-15kUSD)	High	92.50%	<a href="#">🔗</a>

Technical Support Engineer	91k-122k PEN (24k-32kUSD)	High	92.50%	<a href="#">🔗</a>
Technical Support Manager	183k-187k PEN (48k-49kUSD)	High	92.40%	<a href="#">🔗</a>
Technical Support Specialist	80k-91k PEN (21k-24kUSD)	High	87.50%	<a href="#">🔗</a>
Unreal Developer	65k-80k PEN (17k-21kUSD)	High	89.50%	<a href="#">🔗</a>
Web Developer	95k-107k PEN (25k-28kUSD)	High	79.90%	<a href="#">🔗</a>
iOS Developer	126k-141k PEN (33k-37kUSD)	High	96.60%	<a href="#">🔗</a>

## Installation, Maintenance, and Repair

Title	Salary band	Demand	Confidence ratio	More info
Electrical and Instrumentation Technician	91k-99k PEN (24k-26kUSD)	Low	82.50%	<a href="#">🔗</a>
Field Service Technician	68k-84k PEN (18k-22kUSD)	High	92.50%	<a href="#">🔗</a>
Maintenance Technician	68k-95k PEN (18k-25kUSD)	High	91.50%	<a href="#">🔗</a>
Manufacturing Technician	53k-61k PEN (14k-16kUSD)	High	87.50%	<a href="#">🔗</a>
Mechanic	76k-80k PEN (20k-21kUSD)	High	92.10%	<a href="#">🔗</a>
Support Technician	68k-91k PEN (18k-24kUSD)	High	79.50%	<a href="#">🔗</a>

## Law, Compliance, and Public Safety

Title	Salary band	Demand	Confidence ratio	More info
Compliance Specialist	111k-114k PEN (29k-30kUSD)	High	88.50%	<a href="#">🔗</a>
Facilitator	68k-88k PEN (18k-23kUSD)	Medium	74.50%	<a href="#">🔗</a>
General Counsel	206k-260k PEN (54k-68kUSD)	High	89.50%	<a href="#">🔗</a>

Head of Legal	513k-589k PEN (134k-154kUSD)	High	95.40%	<a href="#">🔗</a>
Immigration Associate	149k-168k PEN (39k-44kUSD)	High	73.50%	<a href="#">🔗</a>
Immigration Paralegal	95k-107k PEN (25k-28kUSD)	Low	92.50%	<a href="#">🔗</a>
Lawyer	153k-168k PEN (40k-44kUSD)	High	92.50%	<a href="#">🔗</a>
Legal Assistant	76k-84k PEN (20k-22kUSD)	High	72.00%	<a href="#">🔗</a>
Legal Counsel	214k-245k PEN (56k-64kUSD)	High	72.50%	<a href="#">🔗</a>
Prosecutor	76k-99k PEN (20k-26kUSD)	High	88.30%	<a href="#">🔗</a>
Safety Manager	118k-134k PEN (31k-35kUSD)	High	88.20%	<a href="#">🔗</a>
Security Manager	195k-206k PEN (51k-54kUSD)	High	80.30%	<a href="#">🔗</a>
Security Officer	53k-61k PEN (14k-16kUSD)	High	87.50%	<a href="#">🔗</a>
Security Specialist	134k-149k PEN (35k-39kUSD)	Low	81.80%	<a href="#">🔗</a>
Staff Counsel	126k-137k PEN (33k-36kUSD)	Low	73.40%	<a href="#">🔗</a>

## Marketing

Title	Salary band	Demand	Confidence ratio	More info
CRM Manager	157k-164k PEN (41k-43kUSD)	High	89.50%	<a href="#">🔗</a>
Communications Director	195k-222k PEN (51k-58kUSD)	Low	95.70%	<a href="#">🔗</a>
Communications Manager	157k-157k PEN (41k-41kUSD)	High	93.20%	<a href="#">🔗</a>
Communications Specialist	45k-53k PEN (12k-14kUSD)	High	88.50%	<a href="#">🔗</a>
Community Manager	65k-84k PEN (17k-22kUSD)	High	82.50%	<a href="#">🔗</a>
Demand Generation Manager	118k-160k PEN (31k-42kUSD)	High	82.30%	<a href="#">🔗</a>
Digital Marketing Strategist	111k-126k PEN (29k-33kUSD)	High	89.90%	<a href="#">🔗</a>
Email Marketing Specialist	118k-149k PEN (31k-39kUSD)	High	92.50%	<a href="#">🔗</a>
Event Manager	88k-99k PEN (23k-26kUSD)	High	92.50%	<a href="#">🔗</a>



Marketing Assistant	38k-57k PEN (10k-15kUSD)	High	86.00%	<a href="#">🔗</a>
Marketing Communications Manager	134k-168k PEN (35k-44kUSD)	High	82.50%	<a href="#">🔗</a>
Marketing Director	333k-356k PEN (87k-93kUSD)	High	94.50%	<a href="#">🔗</a>
Marketing Executive	122k-137k PEN (32k-36kUSD)	High	91.50%	<a href="#">🔗</a>
Marketing Manager	153k-202k PEN (40k-53kUSD)	High	89.50%	<a href="#">🔗</a>
Marketing Specialist	99k-99k PEN (26k-26kUSD)	High	78.50%	<a href="#">🔗</a>
Partnerships Manager	134k-153k PEN (35k-40kUSD)	High	87.50%	<a href="#">🔗</a>
Product Marketing Manager	157k-172k PEN (41k-45kUSD)	High	92.10%	<a href="#">🔗</a>
Public Relations Specialist	88k-107k PEN (23k-28kUSD)	Low	90.50%	<a href="#">🔗</a>
Social Media Manager	99k-126k PEN (26k-33kUSD)	High	87.50%	<a href="#">🔗</a>
Social Media Specialist	76k-84k PEN (20k-22kUSD)	High	89.50%	<a href="#">🔗</a>

## Operations

Title	Salary band	Demand	Confidence ratio	More info
Adjutant General	191k-222k PEN (50k-58kUSD)	High	84.90%	<a href="#">🔗</a>
Administrator	126k-130k PEN (33k-34kUSD)	High	78.50%	<a href="#">🔗</a>
Advisor	53k-68k PEN (14k-18kUSD)	High	92.50%	<a href="#">🔗</a>
Assembly Operator	95k-95k PEN (25k-25kUSD)	High	75.00%	<a href="#">🔗</a>
Car Washer	42k-45k PEN (11k-12kUSD)	High	75.50%	<a href="#">🔗</a>
Cargo Handler	42k-57k PEN (11k-15kUSD)	Low	85.00%	<a href="#">🔗</a>
Chief of Staff	524k-585k PEN (137k-153kUSD)	High	70.00%	<a href="#">🔗</a>
Compliance Analyst	114k-114k PEN (30k-30kUSD)	High	92.50%	<a href="#">🔗</a>
Country Manager	436k-536k PEN (114k-140kUSD)	High	72.20%	<a href="#">🔗</a>
Demand Planner	103k-118k PEN (27k-31kUSD)	Medium	79.50%	<a href="#">🔗</a>

Fleet Manager	126k-137k PEN (33k-36kUSD)	Low	73.00%	<a href="#">🔗</a>
Forklift Driver	53k-76k PEN (14k-20kUSD)	High	92.50%	<a href="#">🔗</a>
Head of Operations	317k-428k PEN (83k-112kUSD)	High	73.50%	<a href="#">🔗</a>
Logistician	107k-111k PEN (28k-29kUSD)	High	100.00%	<a href="#">🔗</a>
Logistics Coordinator	80k-84k PEN (21k-22kUSD)	High	92.40%	<a href="#">🔗</a>
Machine Operator	61k-65k PEN (16k-17kUSD)	Low	90.50%	<a href="#">🔗</a>
Manager	187k-199k PEN (49k-52kUSD)	Low	94.20%	<a href="#">🔗</a>
Operations Coordinator	111k-141k PEN (29k-37kUSD)	High	92.50%	<a href="#">🔗</a>
Operations Director	214k-225k PEN (56k-59kUSD)	High	93.80%	<a href="#">🔗</a>
Operations Engineer	141k-157k PEN (37k-41kUSD)	Low	92.00%	<a href="#">🔗</a>
Operations Manager	141k-168k PEN (37k-44kUSD)	High	76.70%	<a href="#">🔗</a>
Operations Support Manager	114k-145k PEN (30k-38kUSD)	Low	86.80%	<a href="#">🔗</a>
Operations Vice President	348k-375k PEN (91k-98kUSD)	High	80.50%	<a href="#">🔗</a>
Program Manager	195k-264k PEN (51k-69kUSD)	High	87.00%	<a href="#">🔗</a>
Project Director	214k-225k PEN (56k-59kUSD)	High	85.50%	<a href="#">🔗</a>
Project Leader	168k-183k PEN (44k-48kUSD)	Low	84.00%	<a href="#">🔗</a>
Purchasing Manager	145k-172k PEN (38k-45kUSD)	High	87.90%	<a href="#">🔗</a>
Sheet Metal Worker	80k-103k PEN (21k-27kUSD)	High	91.50%	<a href="#">🔗</a>
Strategy Manager	160k-183k PEN (42k-48kUSD)	High	91.40%	<a href="#">🔗</a>
Supply Chain Manager	202k-222k PEN (53k-58kUSD)	High	88.10%	<a href="#">🔗</a>
Warehouse Assistant	45k-53k PEN (12k-14kUSD)	High	92.50%	<a href="#">🔗</a>
Warehouse Associate	53k-68k PEN (14k-18kUSD)	High	85.50%	<a href="#">🔗</a>
Warehouse Lead	65k-72k PEN (17k-19kUSD)	High	74.50%	<a href="#">🔗</a>
Warehouse Manager	107k-118k PEN (28k-31kUSD)	High	83.50%	<a href="#">🔗</a>
Warehouse Supervisor	103k-107k PEN (27k-28kUSD)	High	85.00%	<a href="#">🔗</a>
Warehouse Worker	61k-65k PEN (16k-17kUSD)	High	86.50%	<a href="#">🔗</a>

## Product

Title	Salary band	Demand	Confidence ratio	More info
Director of Product	275k-287k PEN (72k-75kUSD)	High	81.50%	<a href="#">🔗</a>
Implementation Specialist	91k-111k PEN (24k-29kUSD)	High	89.50%	<a href="#">🔗</a>
Product Analyst	103k-114k PEN (27k-30kUSD)	High	81.60%	<a href="#">🔗</a>
Product Owner	164k-210k PEN (43k-55kUSD)	High	93.90%	<a href="#">🔗</a>
Product Specialist	126k-134k PEN (33k-35kUSD)	Low	90.10%	<a href="#">🔗</a>

## Production

Title	Salary band	Demand	Confidence ratio	More info
Manufacturing Engineer	88k-122k PEN (23k-32kUSD)	High	92.50%	<a href="#">🔗</a>
Material Handler	53k-72k PEN (14k-19kUSD)	Low	92.50%	<a href="#">🔗</a>
Operator	68k-99k PEN (18k-26kUSD)	High	84.50%	<a href="#">🔗</a>
Production Associate	68k-88k PEN (18k-23kUSD)	High	92.50%	<a href="#">🔗</a>
Production Operator	57k-61k PEN (15k-16kUSD)	High	92.50%	<a href="#">🔗</a>
Production Supervisor	114k-130k PEN (30k-34kUSD)	High	92.50%	<a href="#">🔗</a>
Quality Engineer	114k-122k PEN (30k-32kUSD)	High	92.50%	<a href="#">🔗</a>

## Sales

Title	Salary band	Demand	Confidence ratio	More info
Area Sales Manager	122k-126k PEN (32k-33kUSD)	High	92.50%	<a href="#">🔗</a>
Business Developer	61k-76k PEN (16k-20kUSD)	High	92.50%	<a href="#">🔗</a>
Business Development Executive	137k-160k PEN (36k-42kUSD)	High	89.20%	<a href="#">🔗</a>
Business Development Manager	195k-256k PEN (51k-67kUSD)	High	70.50%	<a href="#">🔗</a>
Business Development Representative	88k-99k PEN (23k-26kUSD)	High	91.40%	<a href="#">🔗</a>
Channel Sales	160k-172k PEN (42k-45kUSD)	High	86.20%	<a href="#">🔗</a>
Commercial Director	248k-287k PEN (65k-75kUSD)	High	92.50%	<a href="#">🔗</a>
Customer Service Associate	49k-53k PEN (13k-14kUSD)	Low	80.60%	<a href="#">🔗</a>
Development Manager	195k-271k PEN (51k-71kUSD)	Medium	99.00%	<a href="#">🔗</a>
Engagement Director	200k-218k PEN (54k-59kUSD)	Low	86.50%	<a href="#">🔗</a>
Head of Business Development	264k-317k PEN (69k-83kUSD)	High	71.50%	<a href="#">🔗</a>
Head of Sales	360k-390k PEN (94k-102kUSD)	High	87.30%	<a href="#">🔗</a>
Inside Sales Representative	76k-84k PEN (20k-22kUSD)	High	92.50%	<a href="#">🔗</a>
Key Account Manager	157k-160k PEN (41k-42kUSD)	High	75.50%	<a href="#">🔗</a>
Merchandiser	80k-95k PEN (21k-25kUSD)	High	92.50%	<a href="#">🔗</a>
Sales Account Executive	107k-141k PEN (28k-37kUSD)	Low	90.80%	<a href="#">🔗</a>
Sales Administrator	88k-134k PEN (23k-35kUSD)	High	98.40%	<a href="#">🔗</a>
Sales Analyst	42k-53k PEN (11k-14kUSD)	High	87.50%	<a href="#">🔗</a>
Sales Associate	42k-49k PEN (11k-13kUSD)	High	92.50%	<a href="#">🔗</a>
Sales Development Manager	163k-181k PEN (44k-49kUSD)	High	92.50%	<a href="#">🔗</a>
Sales Director	195k-210k PEN (51k-55kUSD)	High	92.50%	<a href="#">🔗</a>
Sales Engineer	153k-176k PEN (40k-46kUSD)	High	93.90%	<a href="#">🔗</a>
Sales Operations	137k-160k PEN (36k-42kUSD)	High	91.70%	<a href="#">🔗</a>

Sales Representative	88k-122k PEN (23k-32kUSD)	High	89.50%	<a href="#">🔗</a>
Sales Support Manager	157k-160k PEN (41k-42kUSD)	High	86.50%	<a href="#">🔗</a>
Service Manager	180k-199k PEN (47k-52kUSD)	Low	90.40%	<a href="#">🔗</a>

## Science and Research

Title	Salary band	Demand	Confidence ratio	More info
Clinical Research Associate	149k-160k PEN (39k-42kUSD)	Low	77.30%	<a href="#">🔗</a>
Head of Research	199k-245k PEN (52k-64kUSD)	High	88.00%	<a href="#">🔗</a>
Medical Science Liaison	160k-180k PEN (42k-47kUSD)	High	90.50%	<a href="#">🔗</a>
Principal Scientist	202k-225k PEN (53k-59kUSD)	Low	91.60%	<a href="#">🔗</a>
Quality Control Chemist	68k-84k PEN (18k-22kUSD)	Low	92.50%	<a href="#">🔗</a>
Research Analyst	111k-141k PEN (29k-37kUSD)	High	92.20%	<a href="#">🔗</a>
Research Associate	88k-103k PEN (23k-27kUSD)	High	74.50%	<a href="#">🔗</a>
Research Coordinator	84k-84k PEN (22k-22kUSD)	High	92.50%	<a href="#">🔗</a>
Research Director	206k-252k PEN (54k-66kUSD)	High	92.40%	<a href="#">🔗</a>
Research Fellow	99k-103k PEN (26k-27kUSD)	Low	87.50%	<a href="#">🔗</a>
Research Manager	153k-180k PEN (40k-47kUSD)	Low	98.10%	<a href="#">🔗</a>
Research Scientist	137k-157k PEN (36k-41kUSD)	High	92.50%	<a href="#">🔗</a>
Research and Development Engineer	164k-172k PEN (43k-45kUSD)	High	80.50%	<a href="#">🔗</a>
Research and Development Manager	180k-187k PEN (47k-49kUSD)	Low	89.80%	<a href="#">🔗</a>
Researcher	103k-103k PEN (27k-27kUSD)	Low	90.50%	<a href="#">🔗</a>
Scientist	137k-153k PEN (36k-40kUSD)	Low	85.50%	<a href="#">🔗</a>
User Researcher	137k-160k PEN (36k-42kUSD)	High	99.50%	<a href="#">🔗</a>

## Transportation

Title	Salary band	Demand	Confidence ratio	More info
Bundle Packer	38k-49k PEN (10k-13kUSD)	High	82.40%	<a href="#">🔗</a>
Class A CDL Truck Driver	68k-107k PEN (18k-28kUSD)	Low	74.50%	<a href="#">🔗</a>
Company Driver	114k-137k PEN (30k-36kUSD)	High	76.90%	<a href="#">🔗</a>
Package Delivery Driver	65k-88k PEN (17k-23kUSD)	Low	77.80%	<a href="#">🔗</a>
Package Handler	49k-53k PEN (13k-14kUSD)	Low	74.50%	<a href="#">🔗</a>
Traffic Manager	111k-137k PEN (29k-36kUSD)	Low	92.50%	<a href="#">🔗</a>
Transport Controller	53k-68k PEN (14k-18kUSD)	High	92.50%	<a href="#">🔗</a>
Transportation Manager	137k-145k PEN (36k-38kUSD)	High	92.40%	<a href="#">🔗</a>
Transportation Security Inspector	164k-214k PEN (43k-56kUSD)	Low	71.20%	<a href="#">🔗</a>
Transportation Security Officer	84k-95k PEN (22k-25kUSD)	Low	87.10%	<a href="#">🔗</a>

# United States

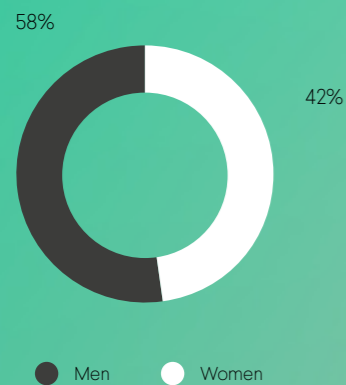
The United States, at the forefront of global influence, seamlessly melds a rich historical narrative with unparalleled economic dynamism.

The nation's diverse and dynamic workforce, spanning a multitude of industries, establishes the U.S. as a global leader in technology, finance, and innovation. With its strategic global connectivity and a business-friendly

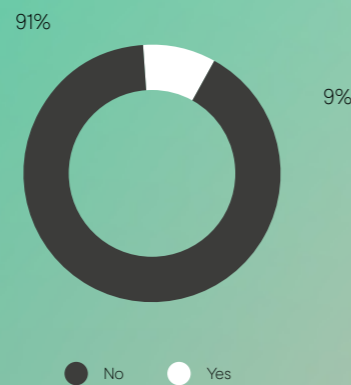
environment, the U.S. continues to attract multinational corporations, solidifying its position as a premier launchpad for ventures aiming to thrive in the North American markets. In this harmonious coexistence of tradition and relentless progress, the United States boldly asserts itself as a multifaceted epicenter for trade, commerce, and groundbreaking innovation.



## Gender occupation



## Remote work



Population: 340M people

GDP: \$27M

Cost of living: 75.5

Cost of living + rent: 60.9

\*For more city charts details, see annex on page 202.

## Relevant Sectors

- Technology and Software
- Finance and Banking
- Healthcare and Biotechnology

\* Public Holidays: 10 days / year \* Working hours: 40 h / week \*

The federal minimum wage is \$7.25 per hour. This rate applies to covered nonexempt workers. The minimum wage for employees who receive tips is \$2.13 per hour.

Ratio professionals/ job opening: 3.1

Benefits:

- Health Insurance
- 401(k) Plan
- Work-Life Balance

Average country salary/month: \$4838

## United States Companies



Apple Inc.

JPMORGAN CHASE & CO.

JPMorgan Chase & Co.

Johnson & Johnson

Johnsons and Johnsons

## Administrative Support

Title	Salary band	Demand	Confidence ratio	More info
Administrative Coordinator	46k-53kUSD	High	100.00%	<a href="#">🔗</a>
Administrative Manager	69k-81kUSD	Low	100.00%	<a href="#">🔗</a>
City Carrier Assistant	23k-35kUSD	Medium	83.80%	<a href="#">🔗</a>
Data Entry Clerk	35k-41kUSD	High	98.00%	<a href="#">🔗</a>
Data Processor	30k-36kUSD	Low	100.00%	<a href="#">🔗</a>
Front Desk Agent	34k-46kUSD	High	100.00%	<a href="#">🔗</a>
Front Desk Receptionist	30k-33kUSD	High	99.00%	<a href="#">🔗</a>
Intermodal Customer Service	49k-55kUSD	High	100.00%	<a href="#">🔗</a>
Library Director	82k-109kUSD	Low	74.00%	<a href="#">🔗</a>
Mail Processing Clerk	37k-39kUSD	High	100.00%	<a href="#">🔗</a>
Member Service Representative	28k-29kUSD	High	93.10%	<a href="#">🔗</a>
Office Administrator	49k-53kUSD	High	100.00%	<a href="#">🔗</a>
Office Assistant	28k-33kUSD	Low	100.00%	<a href="#">🔗</a>
Office Coordinator	45k-51kUSD	Medium	96.00%	<a href="#">🔗</a>
Office Manager	77k-81kUSD	High	89.00%	<a href="#">🔗</a>
Patient Services Representative	38k-39kUSD	High	99.00%	<a href="#">🔗</a>
Receptionist	45k-49kUSD	High	97.00%	<a href="#">🔗</a>
Secretary	48k-53kUSD	Low	85.00%	<a href="#">🔗</a>
Trouble Dispatcher	39k-42kUSD	Medium	94.00%	<a href="#">🔗</a>

## Community and Social Services

Title	Salary band	Demand	Confidence ratio	More info
Babysitter	31k-35kUSD	High	100.00%	<a href="#">🔗</a>
Hair Stylist	29k-33kUSD	High	96.00%	<a href="#">🔗</a>
Nanny	36k-46kUSD	High	94.00%	<a href="#">🔗</a>
Personal Support Worker	40k-45kUSD	High	99.00%	<a href="#">🔗</a>
Social Worker	71k-76kUSD	High	75.00%	<a href="#">🔗</a>

## Customer Support

Title	Salary band	Demand	Confidence ratio	More info
Call Center Representative	36k-40kUSD	High	100.00%	<a href="#">🔗</a>
Customer Service Manager	57k-65kUSD	High	100.00%	<a href="#">🔗</a>
Customer Service Representative	30k-39kUSD	High	100.00%	<a href="#">🔗</a>
Customer Service Specialist	45k-52kUSD	High	100.00%	<a href="#">🔗</a>
Customer Success Manager	85k-94kUSD	Medium	86.00%	<a href="#">🔗</a>
Customer Support Agent	34k-36kUSD	High	91.00%	<a href="#">🔗</a>
Customer Support Supervisor	58k-64kUSD	High	89.00%	<a href="#">🔗</a>
Helpdesk Technician	46k-52kUSD	Medium	100.00%	<a href="#">🔗</a>

## Design, Media, and Writing

Title	Salary band	Demand	Confidence ratio	More info
3D Artist	62k-71kUSD	Medium	100.00%	<a href="#">🔗</a>
Content Writer	58k-70kUSD	High	98.00%	<a href="#">🔗</a>
Copy Writer	75k-81kUSD	Low	85.00%	<a href="#">🔗</a>
Creative Director	132k-156kUSD	Low	96.00%	<a href="#">🔗</a>
Design Engineer	82k-93kUSD	High	100.00%	<a href="#">🔗</a>
Design Manager	78k-93kUSD	High	100.00%	<a href="#">🔗</a>
Designer	68k-75kUSD	Low	100.00%	<a href="#">🔗</a>
Graphic Designer	57k-65kUSD	High	100.00%	<a href="#">🔗</a>
Industrial Designer	61k-69kUSD	Low	100.00%	<a href="#">🔗</a>
Interior Designer	59k-64kUSD	Low	100.00%	<a href="#">🔗</a>
Media Designer	69k-78kUSD	Low	81.00%	<a href="#">🔗</a>
Product Designer	103k-129kUSD	High	90.00%	<a href="#">🔗</a>
Technical Writer	67k-74kUSD	High	100.00%	<a href="#">🔗</a>
User Experience Designer	54k-64kUSD	High	94.00%	<a href="#">🔗</a>
User Experience Manager	123k-132kUSD	Low	99.00%	<a href="#">🔗</a>
Video Editor	66k-77kUSD	Medium	89.00%	<a href="#">🔗</a>
Visual Designer	73k-79kUSD	High	82.00%	<a href="#">🔗</a>
Web Designer	57k-67kUSD	Low	100.00%	<a href="#">🔗</a>

## Education

Title	Salary band	Demand	Confidence ratio	More info
Academic Advisor	48k-53kUSD	Low	100.00%	<a href="#">🔗</a>
Adjunct Professor	65k-71kUSD	Low	95.00%	<a href="#">🔗</a>
Admissions Counselor	49k-56kUSD	Low	100.00%	<a href="#">🔗</a>
Assistant Professor	69k-82kUSD	Low	100.00%	<a href="#">🔗</a>
Associate Professor	78k-95kUSD	Low	100.00%	<a href="#">🔗</a>
Education Consultant	49k-69kUSD	Low	100.00%	<a href="#">🔗</a>
Education Coordinator	44k-56kUSD	Low	100.00%	<a href="#">🔗</a>
Headmaster	127k-146kUSD	Low	97.00%	<a href="#">🔗</a>
Instructional Designer	69k-77kUSD	High	86.00%	<a href="#">🔗</a>
Lecturer	70k-82kUSD	Low	100.00%	<a href="#">🔗</a>
Teacher	53k-59kUSD	Low	75.00%	<a href="#">🔗</a>

## Engineering and Technical

Title	Salary band	Demand	Confidence ratio	More info
Architect	107k-117kUSD	High	99.00%	<a href="#">🔗</a>
Civil Engineer	75k-84kUSD	High	100.00%	<a href="#">🔗</a>
Controls Engineer	87k-94kUSD	High	100.00%	<a href="#">🔗</a>
Electrical Engineer	86k-96kUSD	High	100.00%	<a href="#">🔗</a>
Engineering Vice President	280k-310kUSD	Low	90.00%	<a href="#">🔗</a>
Field Service Engineer	74k-85kUSD	High	100.00%	<a href="#">🔗</a>
Hardware Engineer	100k-112kUSD	High	100.00%	<a href="#">🔗</a>

Maintenance Engineer	76k-85kUSD	High	90.00%	<a href="#">🔗</a>
Mechanical Design Engineer	70k-81kUSD	High	100.00%	<a href="#">🔗</a>
Mechanical Engineer	98k-112kUSD	High	100.00%	<a href="#">🔗</a>
Process Engineer	88k-101kUSD	High	100.00%	<a href="#">🔗</a>
Project Engineer	102k-112kUSD	High	100.00%	<a href="#">🔗</a>
Staff Engineer	99k-111kUSD	High	100.00%	<a href="#">🔗</a>
Structural Engineer	107k-119kUSD	High	99.00%	<a href="#">🔗</a>
Test Engineer	76k-92kUSD	Medium	100.00%	<a href="#">🔗</a>
Validation Engineer	82k-90kUSD	High	100.00%	<a href="#">🔗</a>

## Finance

Title	Salary band	Demand	Confidence ratio	More info
Accountant	80k-89kUSD	Medium	100.00%	<a href="#">🔗</a>
Accounting Manager	111k-124kUSD	Medium	71.00%	<a href="#">🔗</a>
Accounting Specialist	55k-65kUSD	Medium	81.00%	<a href="#">🔗</a>
Accounts Payable Manager	77k-91kUSD	Low	90.00%	<a href="#">🔗</a>
Accounts Payable Specialist	48k-58kUSD	High	100.00%	<a href="#">🔗</a>
Accounts Receivable Manager	78k-90kUSD	Low	99.00%	<a href="#">🔗</a>
Auditor	65k-73kUSD	Low	89.00%	<a href="#">🔗</a>
Bookkeeper	44k-58kUSD	High	92.00%	<a href="#">🔗</a>
Chief Financial Officer	196k-226kUSD	Low	100.00%	<a href="#">🔗</a>
Claims Manager	58k-94kUSD	Low	100.00%	<a href="#">🔗</a>
Compliance Manager	99k-111kUSD	Low	100.00%	<a href="#">🔗</a>
Compliance Officer	67k-80kUSD	Low	100.00%	<a href="#">🔗</a>

Comptroller	94k-108kUSD	Low	97.00%	<a href="#">🔗</a>
Credit Manager	93k-121kUSD	Low	87.00%	<a href="#">🔗</a>
Finance Analyst	70k-77kUSD	High	100.00%	<a href="#">🔗</a>
Finance Assistant	44k-50kUSD	Low	98.00%	<a href="#">🔗</a>
Finance Director	154k-169kUSD	Low	100.00%	<a href="#">🔗</a>
Finance Manager	114k-126kUSD	Medium	93.00%	<a href="#">🔗</a>
Financial Controller	116k-128kUSD	High	97.00%	<a href="#">🔗</a>
Head of Tax	138k-163kUSD	Low	100.00%	<a href="#">🔗</a>
IT Analyst	80k-92kUSD	High	100.00%	<a href="#">🔗</a>
Pricing Analyst	65k-74kUSD	Low	100.00%	<a href="#">🔗</a>
Pricing Manager	106k-120kUSD	Low	85.00%	<a href="#">🔗</a>
Procurement Manager	107k-124kUSD	Low	99.00%	<a href="#">🔗</a>
Procurement Specialist	68k-75kUSD	Medium	100.00%	<a href="#">🔗</a>
Quantitative Analyst	84k-98kUSD	Low	100.00%	<a href="#">🔗</a>
Revenue Accountant	83k-90kUSD	High	100.00%	<a href="#">🔗</a>
Revenue Manager	96k-107kUSD	Medium	100.00%	<a href="#">🔗</a>
Tax Accountant	66k-70kUSD	High	100.00%	<a href="#">🔗</a>
Tax Director	167k-192kUSD	Medium	83.00%	<a href="#">🔗</a>
Tax Manager	140k-142kUSD	High	99.00%	<a href="#">🔗</a>
Treasury Analyst	80k-87kUSD	Medium	100.00%	<a href="#">🔗</a>
Underwriter	78k-87kUSD	Low	100.00%	<a href="#">🔗</a>

## Health

Title	Salary band	Demand	Confidence ratio	More info
Health and Safety Coordinator	56k-64kUSD	High	100.00%	<a href="#">🔗</a>
Laboratory Manager	81k-93kUSD	Low	100.00%	<a href="#">🔗</a>
Nurse	61k-72kUSD	High	100.00%	<a href="#">🔗</a>
Patient Transporter	32k-35kUSD	High	96.00%	<a href="#">🔗</a>
Pharmacy Technician	38k-45kUSD	High	100.00%	<a href="#">🔗</a>
Veterinarian	94k-108kUSD	High	100.00%	<a href="#">🔗</a>

## Hospitality, Food, and Tourism

Title	Salary band	Demand	Confidence ratio	More info
Chef de Cuisine	60k-76kUSD	High	94.00%	<a href="#">🔗</a>
Restaurant Team Member	30k-33kUSD	High	100.00%	<a href="#">🔗</a>

## Human Resources

Title	Salary band	Demand	Confidence ratio	More info
Chief People Officer	212k-254kUSD	High	96.50%	<a href="#">🔗</a>
Human Resources Administrator	106k-139kUSD	High	84.00%	<a href="#">🔗</a>
Human Resources Assistant	49k-51kUSD	Low	98.00%	<a href="#">🔗</a>
Human Resources Associate	54k-61kUSD	High	86.00%	<a href="#">🔗</a>

Human Resources Business Partner	90k-97kUSD	Medium	81.00%	<a href="#">🔗</a>
Human Resources Coordinator	59k-69kUSD	Medium	80.00%	<a href="#">🔗</a>
Human Resources Director	161k-179kUSD	High	80.00%	<a href="#">🔗</a>
Human Resources Generalist	74k-85kUSD	High	100.00%	<a href="#">🔗</a>
Human Resources Manager	112k-128kUSD	High	98.00%	<a href="#">🔗</a>
Human Resources Specialist	61k-65kUSD	Medium	96.00%	<a href="#">🔗</a>
People Operations	70k-90kUSD	High	99.00%	<a href="#">🔗</a>
Recruiter	59k-67kUSD	Low	100.00%	<a href="#">🔗</a>
Recruitment Consultant	51k-56kUSD	Low	100.00%	<a href="#">🔗</a>
Sourcer	70k-83kUSD	Low	100.00%	<a href="#">🔗</a>
Talent Acquisition Manager	96k-123kUSD	Low	100.00%	<a href="#">🔗</a>
Technical Trainer	72k-81kUSD	Medium	100.00%	<a href="#">🔗</a>
Training Manager	97k-113kUSD	Low	94.00%	<a href="#">🔗</a>

## Information Technology

Title	Salary band	Demand	Confidence ratio	More info
.NET Developer	92k-103kUSD	High	100.00%	<a href="#">🔗</a>
Analyst	96k-100kUSD	Medium	90.00%	<a href="#">🔗</a>
Automation Engineer	80k-93kUSD	High	100.00%	<a href="#">🔗</a>
Blockchain Developer	60k-63kUSD	High	100.00%	<a href="#">🔗</a>
Business Analyst	86k-94kUSD	Medium	99.00%	<a href="#">🔗</a>
Business Intelligence Analyst	78k-85kUSD	High	100.00%	<a href="#">🔗</a>
Business Intelligence Developer	84k-92kUSD	High	100.00%	<a href="#">🔗</a>
Business Intelligence Manager	122k-145kUSD	Medium	100.00%	<a href="#">🔗</a>



Business Process Analyst	77k-90kUSD	Medium	100.00%	<a href="#">🔗</a>
Chief Technology Officer	191k-236kUSD	Low	87.00%	<a href="#">🔗</a>
Cloud Engineer	98k-109kUSD	High	100.00%	<a href="#">🔗</a>
Consultant	88k-103kUSD	Medium	100.00%	<a href="#">🔗</a>
Cyber Security Analyst	103k-108kUSD	Low	100.00%	<a href="#">🔗</a>
Data Analyst	80k-89kUSD	High	100.00%	<a href="#">🔗</a>
Data Engineer	110k-124kUSD	High	100.00%	<a href="#">🔗</a>
Data Manager	106k-130kUSD	Medium	93.00%	<a href="#">🔗</a>
Data Scientist	107k-123kUSD	High	100.00%	<a href="#">🔗</a>
Database Administrator	85k-92kUSD	High	96.00%	<a href="#">🔗</a>
DevOps Engineer	102k-118kUSD	High	100.00%	<a href="#">🔗</a>
Developer	90k-106kUSD	High	100.00%	<a href="#">🔗</a>
Director of Data	152k-178kUSD	Low	100.00%	<a href="#">🔗</a>
ERP Consultant	67k-82kUSD	High	80.00%	<a href="#">🔗</a>
Elixir Developer	96k-122kUSD	High	100.00%	<a href="#">🔗</a>
Embedded Engineer	98k-118kUSD	High	94.70%	<a href="#">🔗</a>
Frontend Developer	111k-123kUSD	High	80.00%	<a href="#">🔗</a>
Full Stack Developer	117k-122kUSD	High	100.00%	<a href="#">🔗</a>
IT Consultant	77k-83kUSD	Low	93.00%	<a href="#">🔗</a>
IT Developer	97k-106kUSD	High	100.00%	<a href="#">🔗</a>
IT Manager	130k-143kUSD	High	93.00%	<a href="#">🔗</a>
Information Technology Support Specialist	62k-69kUSD	High	95.00%	<a href="#">🔗</a>
Integration Engineer	91k-102kUSD	High	100.00%	<a href="#">🔗</a>
Java Developer	114k-122kUSD	High	100.00%	<a href="#">🔗</a>
Network Engineer	83k-92kUSD	High	100.00%	<a href="#">🔗</a>
Quality Assurance Analyst	88k-107kUSD	High	98.00%	<a href="#">🔗</a>
Quality Assurance Engineer	67k-77kUSD	Medium	99.00%	<a href="#">🔗</a>

Quality Assurance Manager	113k-128kUSD	High	86.00%	<a href="#">🔗</a>
React Developer	83k-95kUSD	High	93.00%	<a href="#">🔗</a>
Reporting Analyst	84k-99kUSD	High	75.00%	<a href="#">🔗</a>
Salesforce Administrator	91k-109kUSD	High	97.00%	<a href="#">🔗</a>
Salesforce Developer	79k-89kUSD	High	100.00%	<a href="#">🔗</a>
Scrum Master	96k-122kUSD	High	98.00%	<a href="#">🔗</a>
Security Engineer	102k-110kUSD	High	100.00%	<a href="#">🔗</a>
Site Reliability Engineer	82k-97kUSD	High	95.00%	<a href="#">🔗</a>
Software Architect	123k-130kUSD	High	100.00%	<a href="#">🔗</a>
Software Developer	95k-111kUSD	High	100.00%	<a href="#">🔗</a>
Software Engineer	112k-117kUSD	High	100.00%	<a href="#">🔗</a>
Software Engineering Manager	164k-178kUSD	High	92.60%	<a href="#">🔗</a>
Software Test Engineer	95k-100kUSD	High	100.00%	<a href="#">🔗</a>
Solution Architect	120k-134kUSD	High	100.00%	<a href="#">🔗</a>
Solutions Analyst	83k-92kUSD	High	95.00%	<a href="#">🔗</a>
Systems Administrator	75k-81kUSD	High	100.00%	<a href="#">🔗</a>
Systems Engineer	111k-123kUSD	High	100.00%	<a href="#">🔗</a>
Technical Analyst	68k-73kUSD	Medium	100.00%	<a href="#">🔗</a>
Technical Lead	99k-112kUSD	High	76.00%	<a href="#">🔗</a>
Technical Project Manager	111k-123kUSD	High	100.00%	<a href="#">🔗</a>
Technical Specialist	76k-104kUSD	High	81.00%	<a href="#">🔗</a>
Technical Support Engineer	78k-93kUSD	Medium	100.00%	<a href="#">🔗</a>
Technical Support Manager	110k-125kUSD	Low	95.00%	<a href="#">🔗</a>
Technical Support Specialist	54k-63kUSD	High	95.00%	<a href="#">🔗</a>
Test Automation Engineer	89k-101kUSD	High	100.00%	<a href="#">🔗</a>
Web Developer	81k-94kUSD	High	100.00%	<a href="#">🔗</a>

## Installation, Maintenance, and Repair

Title	Salary band	Demand	Confidence ratio	More info
Electrician	53k-60kUSD	High	100.00%	<a href="#">🔗</a>
Field Service Technician	52k-59kUSD	High	100.00%	<a href="#">🔗</a>
Maintenance Technician	50k-54kUSD	High	100.00%	<a href="#">🔗</a>
Manufacturing Technician	40k-46kUSD	High	87.00%	<a href="#">🔗</a>
Mechanic	75k-79kUSD	High	88.00%	<a href="#">🔗</a>
Support Technician	50k-57kUSD	High	100.00%	<a href="#">🔗</a>

## Law, Compliance, and Public Safety

Title	Salary band	Demand	Confidence ratio	More info
Compliance Specialist	76k-83kUSD	Medium	88.00%	<a href="#">🔗</a>
Facilitator	53k-65kUSD	Low	95.00%	<a href="#">🔗</a>
General Counsel	158k-187kUSD	Low	100.00%	<a href="#">🔗</a>
Immigration Consultant	83k-100kUSD	High	100.00%	<a href="#">🔗</a>
Immigration Paralegal	54k-62kUSD	High	82.00%	<a href="#">🔗</a>
Lawyer	106k-127kUSD	Low	100.00%	<a href="#">🔗</a>
Legal Assistant	45k-52kUSD	Low	95.00%	<a href="#">🔗</a>
Legal Counsel	125k-142kUSD	Medium	81.00%	<a href="#">🔗</a>
Prosecutor	88k-103kUSD	Low	97.00%	<a href="#">🔗</a>
Safety Manager	91k-99kUSD	Low	100.00%	<a href="#">🔗</a>
Security Manager	106k-116kUSD	High	93.00%	<a href="#">🔗</a>
Security Officer	37k-43kUSD	High	98.00%	<a href="#">🔗</a>
Staff Counsel	70k-80kUSD	Low	100.00%	<a href="#">🔗</a>

## Marketing

Title	Salary band	Demand	Confidence ratio	More info
CRM Manager	103k-116kUSD	High	98.00%	<a href="#">🔗</a>
Communications Director	126k-144kUSD	Low	90.00%	<a href="#">🔗</a>
Communications Manager	99k-113kUSD	Low	98.00%	<a href="#">🔗</a>
Communications Specialist	71k-80kUSD	Medium	99.00%	<a href="#">🔗</a>
Community Manager	45k-55kUSD	High	91.00%	<a href="#">🔗</a>
Demand Generation Manager	115k-120kUSD	High	100.00%	<a href="#">🔗</a>
Digital Marketing Strategist	63k-66kUSD	High	92.00%	<a href="#">🔗</a>
Email Marketing Specialist	63k-68kUSD	High	100.00%	<a href="#">🔗</a>
Event Manager	70k-82kUSD	Low	100.00%	<a href="#">🔗</a>
Marketing Assistant	47k-51kUSD	Low	88.00%	<a href="#">🔗</a>
Marketing Communications Manager	92k-103kUSD	Low	89.00%	<a href="#">🔗</a>
Marketing Director	151k-173kUSD	Low	76.00%	<a href="#">🔗</a>
Marketing Executive	53k-57kUSD	Low	100.00%	<a href="#">🔗</a>
Marketing Manager	99k-113kUSD	Low	96.00%	<a href="#">🔗</a>
Marketing Specialist	64k-78kUSD	Low	100.00%	<a href="#">🔗</a>
Partnerships Manager	88k-102kUSD	Medium	97.00%	<a href="#">🔗</a>
Product Marketing Manager	117k-129kUSD	High	84.00%	<a href="#">🔗</a>
Public Relations Specialist	72k-74kUSD	Medium	88.00%	<a href="#">🔗</a>
Social Media Manager	84k-97kUSD	Medium	94.00%	<a href="#">🔗</a>
Social Media Specialist	49k-59kUSD	High	99.00%	<a href="#">🔗</a>

## Operations

Title	Salary band	Demand	Confidence ratio	More info
Adjutant General	199k-255kUSD	Medium	93.70%	<a href="#">🔗</a>
Administrator	95k-99kUSD	Medium	83.00%	<a href="#">🔗</a>
Advisor	40k-51kUSD	Low	100.00%	<a href="#">🔗</a>
Assembly Operator	45k-47kUSD	High	95.00%	<a href="#">🔗</a>
Car Washer	25k-26kUSD	High	100.00%	<a href="#">🔗</a>
Chief Executive Officer	419k-470kUSD	Low	77.00%	<a href="#">🔗</a>
Chief Operating Officer	316k-368kUSD	Low	78.00%	<a href="#">🔗</a>
Chief of Staff	241k-297kUSD	Medium	77.50%	<a href="#">🔗</a>
Compliance Analyst	83k-91kUSD	Medium	97.00%	<a href="#">🔗</a>
Country Manager	301k-340kUSD	Low	93.40%	<a href="#">🔗</a>
Demand Planner	87k-97kUSD	High	85.00%	<a href="#">🔗</a>
Fleet Manager	126k-131kUSD	Low	74.00%	<a href="#">🔗</a>
Floor Staff	29k-35kUSD	High	100.00%	<a href="#">🔗</a>
Forklift Driver	30k-33kUSD	High	100.00%	<a href="#">🔗</a>
Logging Worker	40k-45kUSD	High	100.00%	<a href="#">🔗</a>
Logistics Coordinator	49k-56kUSD	Medium	89.00%	<a href="#">🔗</a>
Logistics Manager	117k-126kUSD	Low	91.00%	<a href="#">🔗</a>
Machine Operator	42k-45kUSD	High	100.00%	<a href="#">🔗</a>
Manager	118k-138kUSD	Low	91.00%	<a href="#">🔗</a>
Operations Coordinator	53k-59kUSD	Medium	100.00%	<a href="#">🔗</a>
Operations Director	134k-152kUSD	Low	97.00%	<a href="#">🔗</a>
Operations Engineer	107k-121kUSD	Medium	93.00%	<a href="#">🔗</a>
Operations Manager	106k-129kUSD	High	95.00%	<a href="#">🔗</a>

Operations Specialist	62k-77kUSD	Low	100.00%	<a href="#">🔗</a>
Operations Support Manager	83k-99kUSD	Medium	99.00%	<a href="#">🔗</a>
Operations Vice President	168k-189kUSD	Low	98.00%	<a href="#">🔗</a>
Program Manager	151k-167kUSD	Medium	100.00%	<a href="#">🔗</a>
Project Director	140k-159kUSD	Low	91.00%	<a href="#">🔗</a>
Purchasing Manager	110k-130kUSD	Low	75.00%	<a href="#">🔗</a>
Sheet Metal Worker	61k-68kUSD	Medium	100.00%	<a href="#">🔗</a>
Strategy Manager	123k-140kUSD	Medium	91.00%	<a href="#">🔗</a>
Supply Chain Manager	118k-125kUSD	Medium	97.00%	<a href="#">🔗</a>
Warehouse Assistant	31k-37kUSD	Low	100.00%	<a href="#">🔗</a>
Warehouse Associate	40k-42kUSD	High	96.00%	<a href="#">🔗</a>
Warehouse Lead	45k-47kUSD	High	84.00%	<a href="#">🔗</a>
Warehouse Manager	73k-78kUSD	Low	87.00%	<a href="#">🔗</a>
Warehouse Supervisor	65k-80kUSD	High	100.00%	<a href="#">🔗</a>
Warehouse Worker	34k-36kUSD	High	100.00%	<a href="#">🔗</a>

## Product

Title	Salary band	Demand	Confidence ratio	More info
Director of Product	171k-182kUSD	Low	100.00%	<a href="#">🔗</a>
Product Analyst	69k-87kUSD	High	100.00%	<a href="#">🔗</a>
Product Manager	122k-134kUSD	Medium	100.00%	<a href="#">🔗</a>
Product Owner	106k-111kUSD	High	100.00%	<a href="#">🔗</a>
Product Specialist	60k-66kUSD	Low	94.00%	<a href="#">🔗</a>

## Production

Title	Salary band	Demand	Confidence ratio	More info
Manufacturing Engineer	103k-109kUSD	High	99.00%	<a href="#">🔗</a>
Material Handler	39k-47kUSD	High	100.00%	<a href="#">🔗</a>
Operator	46k-64kUSD	Low	94.00%	<a href="#">🔗</a>
Production Associate	40k-47kUSD	High	100.00%	<a href="#">🔗</a>
Production Operator	37k-40kUSD	High	100.00%	<a href="#">🔗</a>
Production Supervisor	76k-88kUSD	High	100.00%	<a href="#">🔗</a>
Quality Engineer	89k-108kUSD	High	100.00%	<a href="#">🔗</a>

## Sales

Title	Salary band	Demand	Confidence ratio	More info
Account Manager	81k-92kUSD	Low	100.00%	<a href="#">🔗</a>
Area Sales Manager	76k-89kUSD	Low	100.00%	<a href="#">🔗</a>
Business Development Executive	85k-98kUSD	Medium	100.00%	<a href="#">🔗</a>
Business Development Manager	142k-167kUSD	High	89.00%	<a href="#">🔗</a>
Channel Sales	98k-106kUSD	High	100.00%	<a href="#">🔗</a>
Customer Service Associate	31k-34kUSD	High	97.00%	<a href="#">🔗</a>
Engagement Director	139k-167kUSD	Low	86.00%	<a href="#">🔗</a>
Grocery Stocker	25k-27kUSD	High	100.00%	<a href="#">🔗</a>
Head of Business Development	226k-288kUSD	Low	100.00%	<a href="#">🔗</a>
Inside Sales Representative	48k-54kUSD	High	100.00%	<a href="#">🔗</a>
Key Account Manager	70k-74kUSD	High	84.00%	<a href="#">🔗</a>

Merchandiser	36k-46kUSD	High	100.00%	<a href="#">🔗</a>
Night Stocker	30k-31kUSD	High	97.00%	<a href="#">🔗</a>
Route Sales Representative	55k-62kUSD	High	84.00%	<a href="#">🔗</a>
Sales Account Executive	64k-77kUSD	High	95.00%	<a href="#">🔗</a>
Sales Analyst	65k-80kUSD	High	81.00%	<a href="#">🔗</a>
Sales Assistant	54k-61kUSD	Low	79.00%	<a href="#">🔗</a>
Sales Associate	33k-39kUSD	High	94.00%	<a href="#">🔗</a>
Sales Director	137k-151kUSD	Low	99.00%	<a href="#">🔗</a>
Sales Engineer	101k-107kUSD	High	100.00%	<a href="#">🔗</a>
Sales Manager	87k-120kUSD	Low	94.00%	<a href="#">🔗</a>
Sales Operations	82k-88kUSD	Low	83.00%	<a href="#">🔗</a>
Sales Representative	67k-76kUSD	Low	97.00%	<a href="#">🔗</a>
Sales Support Manager	103k-109kUSD	High	98.00%	<a href="#">🔗</a>
Sales Trainer	76k-86kUSD	Low	75.00%	<a href="#">🔗</a>
Service Manager	68k-84kUSD	Medium	100.00%	<a href="#">🔗</a>
Store Manager	50k-56kUSD	Medium	88.00%	<a href="#">🔗</a>
Store Shopper	24k-25kUSD	High	97.20%	<a href="#">🔗</a>
Store Stocker	45k-55kUSD	High	95.40%	<a href="#">🔗</a>
Store Team Member	25k-25kUSD	High	81.00%	<a href="#">🔗</a>

## Science and Research

Title	Salary band	Demand	Confidence ratio	More info
Clinical Research Associate	76k-88kUSD	High	96.00%	<a href="#">🔗</a>
Medical Science Liaison	143k-152kUSD	High	100.00%	<a href="#">🔗</a>
Principal Scientist	133k-146kUSD	Medium	100.00%	<a href="#">🔗</a>
Quality Control Chemist	51k-61kUSD	Medium	100.00%	<a href="#">🔗</a>
Research Analyst	75k-89kUSD	Low	83.00%	<a href="#">🔗</a>
Research Associate	55k-64kUSD	Medium	81.00%	<a href="#">🔗</a>
Research Coordinator	54k-61kUSD	Low	99.00%	<a href="#">🔗</a>
Research Director	139k-168kUSD	Low	98.00%	<a href="#">🔗</a>
Research Scientist	69k-81kUSD	Low	100.00%	<a href="#">🔗</a>
Research and Development Engineer	97k-102kUSD	Medium	93.00%	<a href="#">🔗</a>
Researcher	68k-74kUSD	Low	98.00%	<a href="#">🔗</a>
Scientist	77k-86kUSD	Low	98.00%	<a href="#">🔗</a>

## Transportation

Title	Salary band	Demand	Confidence ratio	More info
Class A CDL Truck Driver	85k-111kUSD	High	100.00%	<a href="#">🔗</a>
Package Handler	35k-37kUSD	High	72.30%	<a href="#">🔗</a>
Traffic Manager	128k-148kUSD	Low	84.00%	<a href="#">🔗</a>
Transport Controller	106k-125kUSD	High	94.00%	<a href="#">🔗</a>
Transportation Manager	104k-116kUSD	Medium	93.00%	<a href="#">🔗</a>
Transportation Security Inspector	83k-99kUSD	High	84.60%	<a href="#">🔗</a>
Transportation Security Officer	58k-60kUSD	High	93.80%	<a href="#">🔗</a>

# Annex

The city overviews provide a comprehensive set of insights to help you understand the dynamics and characteristics of each location. Here's a more detailed breakdown of each item:

- 1. General Description of the Talent Market:** This section provides a broad overview of the talent market in the city. It includes information about the types of industries and skills that are prevalent, which can be valuable for talent acquisition and business planning.
- 2. Gender Share of Workers (Pie Chart):** This visual representation shows the proportion of male and female workers in the city. It offers insights into the gender diversity of the workforce, which is crucial for diversity and inclusion initiatives.
- 3. Remote Share of Workers (Pie Chart):** This chart illustrates the percentage of workers who are engaged in remote work arrangements. It helps you understand the extent to which remote work has been adopted in the city, which is especially relevant in today's flexible work environments.
- 4. Population:** This figure provides the total population of the city. It's a fundamental demographic indicator that impacts various aspects of urban life and business, including market size and labor pool.
- 5. GDP (Gross Domestic Product):** GDP is a key economic indicator that quantifies the total monetary value of goods and services produced within a city over a specific period. It offers insights into the city's economic size and performance, which can inform investment decisions.

- 6. Cost of Living:** The Cost of Living index provides a relative comparison of living expenses in the city compared to New York City, which is used as the benchmark (100%). It covers various aspects of daily life, including groceries, meals, transportation, utilities, and housing costs. It helps assess the affordability of a city for residents and employees.
- 7. Cost of living + rent** is the total expenses for daily life in a specific location, covering general living costs and the cost of housing (rent). It provides a comprehensive measure of affordability, considering both basic necessities and accommodation expenses. The expenses are also compared to New York City, which is used as the benchmark (100%).
- 8. Ratio Offer/Demand:** The ratio of job offers to job demand indicates the balance between job opportunities and the number of active professionals in the city. It gives insights into the competitiveness of the job market and the availability of skilled talent.
- 9. Average Salary in Local Currency:** This figure provides the average salary for professionals in the city, denominated in the local currency (e.g., EUR, HUF, GBP, PLN). It helps assess the compensation landscape, which is crucial for attracting and retaining talent.
- 10. Relevant Companies in the Area:** This section gives a quick look at some of the most important or well-known companies in the area. It can bring attention to key industries or areas of expertise that companies might be interested in.
- 11. Salary Bands and Percentiles:** The salaries are showcased as salary bands that span from the 25th percentile to the 75th percentile.

· **25th Percentile:** This represents the salary level below which 25% of the professionals in the city earn. It gives you insight into the lower range of salaries in the local job market.

· **50th Percentile (Median):** While not explicitly mentioned, this is often the midpoint salary where half of the professionals earn more and half earn less. It serves as a reference point for the average salary.

· **75th Percentile:** This reflects the salary level below which 75% of professionals in the city earn. It provides a view of the higher end of salaries in the local job market.

These salary bands and percentiles offer a comprehensive view of the income distribution within the city, helping you understand the range and distribution of salaries for professionals. This information is crucial for making compensation decisions and benchmarking salary offers in the local job market.

- 12. Demand:** A calculation or categorization process aimed at assessing the demand for different job roles. We evaluated the demand for specific roles based on the ratio of job offers to the number of job postings or positions available in the market. Then we assigned a category label to each role, indicating whether the demand for that role is low, medium, or high.

- 13. Confidence ratio:** To calculate the confidence ratio, we begin by examining the number of salaries we have utilized. Next, we compare this figure to the salaries available in our database as well as those of our competitors. Additionally, we consider salaries from positions similar to the one in question. Finally, we penalize the ratio if we have had to rely on salaries from similar positions, parent positions, or from other locations or countries. This process helps us assess the reliability and accuracy of the salary data we are working with.

